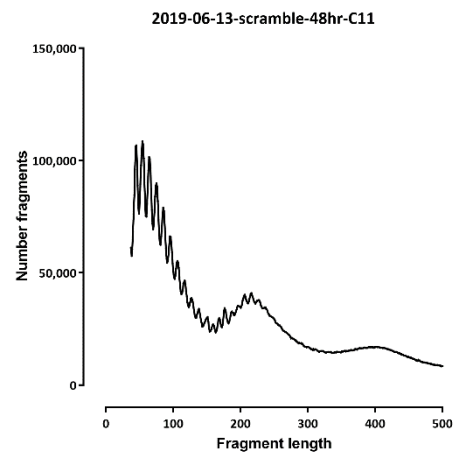
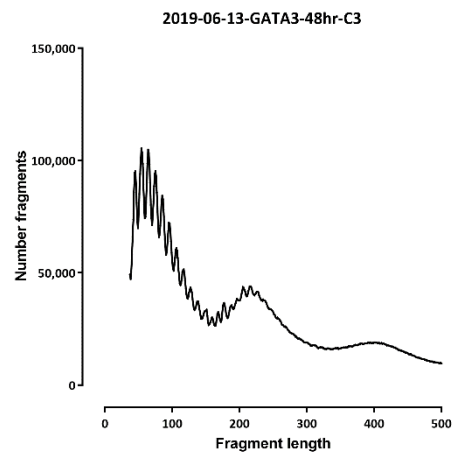
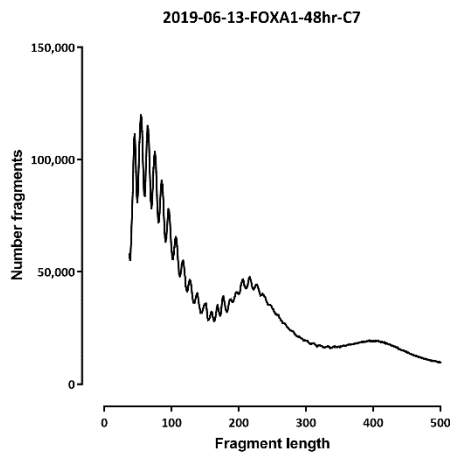
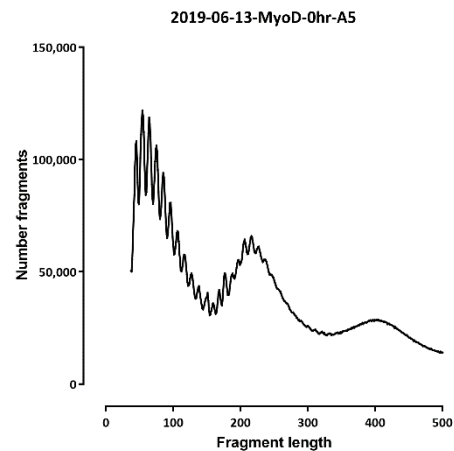
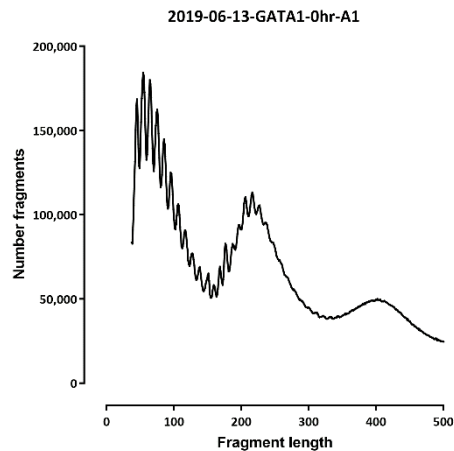
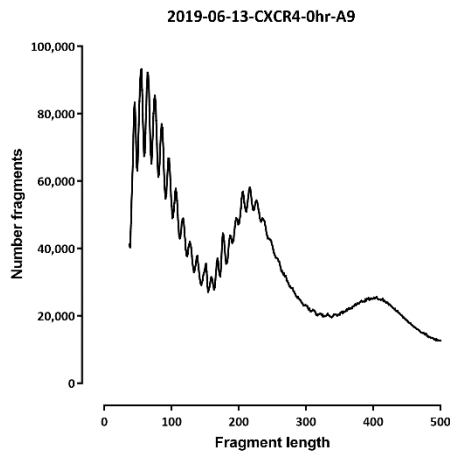


Dataset stats

Library	Raw fragments	Unique non-chrM reads	Multi reads	Complexity	chrM reads	chrM fraction	Unique non-chrM reads after dedup	TSS ratio	MACS default peaks	FRiP (MACS)
2019-06-13-CXCR4-0hr-A9	54,228,151	45,014,194			12,313,834	0.21	38,513,166	14.37	46,204	349,508
2019-06-13-CXCR4-0hr-B9	2	4			0	0.00	4			
2019-06-13-CXCR4-48hr-C9	264	124			46	0.27	124			
2019-06-13-CXCR4-48hr-D9	12	10			0	0.00	10			
2019-06-13-CXCR5-0hr-A10	12,557	10,418			2,704	0.21	10,220	18.62		
2019-06-13-CXCR5-0hr-B10	51,336	37,034			11,114	0.23	35,576	19.87		
2019-06-13-CXCR5-48hr-C10	86	70			16	0.19	70			
2019-06-13-CXCR5-48hr-D10	0	0			0	#DIV/0!	0			
2019-06-13-FOXA1-0hr-A7	230	110			26	0.19	110			
2019-06-13-FOXA1-0hr-B7	18	18			4	0.18	16			
2019-06-13-FOXA1-48hr-C7	50,962,664	42,276,330			10,881,126	0.20	36,214,024	15.33	47,064	339,436
2019-06-13-FOXA1-48hr-D7	35	26			8	0.24	26		1	0
2019-06-13-GATA1-0hr-A1	106,831,916	87,917,656			23,735,948	0.21	74,287,814	14.08	67,053	368,754
2019-06-13-GATA1-0hr-B1	3	2			2	0.50	2			
2019-06-13-GATA1-48hr-C1	791	412			116	0.22	412			
2019-06-13-GATA1-48hr-D1	0	0			0	#DIV/0!	0			
2019-06-13-GATA2-0hr-A2	25,080	20,592			5,596	0.21	20,136	19.15		
2019-06-13-GATA2-0hr-B2	22,464	19,470			5,510	0.22	19,034	17.53		
2019-06-13-GATA2-48hr-C2	41	16			0	0.00	16			
2019-06-13-GATA2-48hr-D2	0	0			0	#DIV/0!	0			
2019-06-13-GATA3-0hr-A3	323	150			44	0.23	150			
2019-06-13-GATA3-0hr-B3	13	12			4	0.25	12			
2019-06-13-GATA3-48hr-C3	48,088,972	39,635,038			10,553,142	0.21	33,933,946	15.28	43,923	340,807
2019-06-13-GATA3-48hr-D3	34	24			8	0.25	24			
2019-06-13-GATA6-0hr-A4	17	18			0	0.00	18			
2019-06-13-GATA6-0hr-B4	0	0			0	#DIV/0!	0			
2019-06-13-GATA6-48hr-C4	44	32			12	0.27	32			
2019-06-13-GATA6-48hr-D4	3	2			0	0.00	2			
2019-06-13-MyoD-0hr-A5	57,898,324	51,327,144			12,483,570	0.20	44,586,176	13.93	53,345	338,890
2019-06-13-MyoD-0hr-B5	1	0			0	#DIV/0!	0			
2019-06-13-MyoD-48hr-C5	284	150			38	0.20	150			
2019-06-13-MyoD-48hr-D5	0	0			0	#DIV/0!	0			
2019-06-13-no_guide-0hr-A12	1,211	910			292	0.24	902	27.02		
2019-06-13-no_guide-0hr-B12	0	0			0	#DIV/0!	0			
2019-06-13-no_guide-48hr-C12	535	416			112	0.21	404			
2019-06-13-no_guide-48hr-D12	243	192			54	0.22	186			
2019-06-13-scramble-0hr-A11	350	136			40	0.23	136			
2019-06-13-scramble-0hr-B11	18	20			2	0.09	20			
2019-06-13-scramble-48hr-C11	47,455,856	37,421,746			9,974,102	0.21	31,482,102	15.49	40,785	345,473
2019-06-13-scramble-48hr-D11	27	26			10	0.28	26			
2019-06-13-SIX1-0hr-A6	104,747	86,918			23,382	0.21	83,820	18.11		
2019-06-13-SIX1-0hr-B6	6,525	6,412			1,598	0.20	6,262	13.93		
2019-06-13-SIX1-48hr-C6	6	4			0	0.00	4			
2019-06-13-SIX1-48hr-D6	0	0			0	#DIV/0!	0			
2019-06-13-SOX2-0hr-A8	488	392			96	0.20	382			
2019-06-13-SOX2-0hr-B8	0	0			0	#DIV/0!	0			
2019-06-13-SOX2-48hr-C8	316	236			64	0.21	230			
2019-06-13-SOX2-48hr-D8	111	70			20	0.22	68			

Fragment length



Differential peaks

Number differential ATAC peaks

A	B	p-adj	
		up in B vs A	down in B vs A
0hr	FOXA1-48hr	12	16
0hr	GATA3-48hr	7	11
0hr	scramble-48hr	6	6

