MAPPING STATS

Library	Read Length	Mapping	Species	Raw fragments	Complexity	Unique	Unique Splices	Multi	Multi Splices	Fraction mapped
2026-02-09-MS251211L01_exp251204_MS69_SCGE_1.5hr-arrest_input_RNA	**2x150**	STAR-2.5.3a	**Candida**	12,393,959	0.46	4,046	0	3,060	0	0.00
2026-02-09-MS251211L01_exp251204_MS69_SCGE_1.5hr-arrest_input_RNA	**2x150**	STAR-2.5.3a	**sacCer3**	12,393,959	0.45	12,665,389	236,111	1,272,283	83,867	0.58
2026-02-09-MS251211L02_exp251204_MS69_SCGE_1.5hr-arrest_MandP_RNA	**2x150**	STAR-2.5.3a	**Candida**	12,935,811	0.38	7,015	7	9,968	0	0.00
2026-02-09-MS251211L02_exp251204_MS69_SCGE_1.5hr-arrest_MandP_RNA	**2x150**	STAR-2.5.3a	**sacCer3**	12,935,811	0.44	13,237,555	357,327	1,363,739	76,145	0.58
2026-02-09-MS251211L03_exp251204_MS69_SCGE_1.5hr-arrest_P_RNA	**2x150**	STAR-2.5.3a	**Candida**	13,314,660	0.35	7,830	0	2,154	0	0.00
2026-02-09-MS251211L03_exp251204_MS69_SCGE_1.5hr-arrest_P_RNA	**2x150**	STAR-2.5.3a	**sacCer3**	13,314,660	0.45	13,737,738	364,756	1,357,565	66,975	0.58
2026-02-09-MS251211L04_exp251204_MS69_SCGE_8hr-arrest_input_RNA	**2x150**	STAR-2.5.3a	**Candida**	12,598,467	0.26	28,094	1,718	404,441	535	0.02
2026-02-09-MS251211L04_exp251204_MS69_SCGE_8hr-arrest_input_RNA	**2x150**	STAR-2.5.3a	**sacCer3**	12,598,467	0.46	9,506,145	195,619	4,853,668	192,304	0.59
2026-02-09-MS251211L05_exp251204_MS69_SCGE_8hr-arrest_MandP_RNA	**2x150**	STAR-2.5.3a	**Candida**	11,844,417	0.28	29,755	159	396,290	772	0.02
2026-02-09-MS251211L05_exp251204_MS69_SCGE_8hr-arrest_MandP_RNA	**2x150**	STAR-2.5.3a	**sacCer3**	11,844,417	0.48	8,508,798	255,154	5,190,210	210,294	0.60
2026-02-09-MS251211L06_exp251204_MS69_SCGE_8hr-arrest_P_RNA	**2x150**	STAR-2.5.3a	**Candida**	15,126,411	0.38	12,694	54	76,865	1	0.00
2026-02-09-MS251211L06_exp251204_MS69_SCGE_8hr-arrest_P_RNA	**2x150**	STAR-2.5.3a	**sacCer3**	15,126,411	0.44	11,637,124	335,076	5,333,148	254,576	0.58
2026-02-09-MS260115L01_exp251205_MS500_SCGE_1.5hr-arrest_1hr-DMSO_RNA	**2x150**	STAR-2.5.3a	**Candida**	5,563,873	0.67	1,712,689	40,055	19,094	2,000	0.16
2026-02-09-MS260115L01_exp251205_MS500_SCGE_1.5hr-arrest_1hr-DMSO_RNA	**2x150**	STAR-2.5.3a	**sacCer3**	5,563,873	0.63	6,467,722	146,160	350,550	9,896	0.63
2026-02-09-MS260115L02_exp251205_MS500_SCGE_1.5hr-arrest_1hr-PhIAA_RNA	**2x150**	STAR-2.5.3a	**Candida**	5,111,402	0.69	1,382,888	30,438	15,799	1,715	0.14
2026-02-09-MS260115L02_exp251205_MS500_SCGE_1.5hr-arrest_1hr-PhIAA_RNA	**2x150**	STAR-2.5.3a	**sacCer3**	5,111,402	0.64	6,098,853	126,153	336,608	9,124	0.64
2026-02-09-MS260115L03_exp251205_MS500_SCGE_1.5hr-arrest_30min-PhIAA_RNA	**2x150**	STAR-2.5.3a	**Candida**	5,336,183	0.69	1,447,916	32,930	16,479	1,855	0.14
2026-02-09-MS260115L03_exp251205_MS500_SCGE_1.5hr-arrest_30min-PhIAA_RNA	**2x150**	STAR-2.5.3a	**sacCer3**	5,336,183	0.64	6,183,992	138,354	346,803	10,797	0.63
2026-02-09-MS260115L04_exp251205_MS500_SCGE_8hr-arrest_1hr-DMSO_RNA	**2x150**	STAR-2.5.3a	**Candida**	5,317,433	0.66	1,948,357	47,595	22,233	2,231	0.19
2026-02-09-MS260115L04_exp251205_MS500_SCGE_8hr-arrest_1hr-DMSO_RNA	**2x150**	STAR-2.5.3a	**sacCer3**	5,317,433	0.64	5,595,960	100,600	465,335	17,085	0.58
2026-02-09-MS260115L05_exp251205_MS500_SCGE_8hr-arrest_1hr-PhIAA_RNA	**2x150**	STAR-2.5.3a	**Candida**	5,612,258	0.68	1,699,897	43,623	22,157	2,145	0.16
2026-02-09-MS260115L05_exp251205_MS500_SCGE_8hr-arrest_1hr-PhIAA_RNA	**2x150**	STAR-2.5.3a	**sacCer3**	5,612,258	0.62	6,305,657	122,537	502,622	23,354	0.62
2026-02-09-MS260115L06_exp251205_MS500_SCGE_8hr-arrest_30min-PhIAA_RNA	**2x150**	STAR-2.5.3a	**Candida**	5,321,905	0.68	1,655,887	41,089	20,626	2,260	0.16
2026-02-09-MS260115L06_exp251205_MS500_SCGE_8hr-arrest_30min-PhIAA_RNA	**2x150**	STAR-2.5.3a	**sacCer3**	5,321,905	0.63	5,919,378	106,440	459,352	17,662	0.61
2026-02-09-MS260115L07_exp251205_MS1059_SCGE_1.5hr-arrest_1hr-DMSO_RNA	**2x150**	STAR-2.5.3a	**Candida**	6,003,351	0.67	1,838,969	41,933	19,443	1,995	0.16
2026-02-09-MS260115L07_exp251205_MS1059_SCGE_1.5hr-arrest_1hr-DMSO_RNA	**2x150**	STAR-2.5.3a	**sacCer3**	6,003,351	0.63	6,784,540	148,652	353,047	11,177	0.61
2026-02-09-MS260115L08_exp251205_MS1059_SCGE_1.5hr-arrest_1hr-PhIAA_RNA	**2x150**	STAR-2.5.3a	**Candida**	6,246,984	0.63	2,608,701	59,783	24,543	2,881	0.22
2026-02-09-MS260115L08_exp251205_MS1059_SCGE_1.5hr-arrest_1hr-PhIAA_RNA	**2x150**	STAR-2.5.3a	**sacCer3**	6,246,984	0.65	6,830,269	75,021	252,531	10,623	0.57
2026-02-09-MS260115L09_exp251205_MS1059_SCGE_1.5hr-arrest_30min-PhIAA_RNA	**2x150**	STAR-2.5.3a	**Candida**	5,573,153	0.65	1,964,667	46,963	20,605	2,299	0.18
2026-02-09-MS260115L09_exp251205_MS1059_SCGE_1.5hr-arrest_30min-PhIAA_RNA	**2x150**	STAR-2.5.3a	**sacCer3**	5,573,153	0.64	6,250,606	121,274	275,472	9,412	0.60
2026-02-09-MS260115L10_exp251205_MS1059_SCGE_8hr-arrest_1hr-DMSO_RNA	**2x150**	STAR-2.5.3a	**Candida**	6,086,916	0.64	2,302,349	60,985	26,319	3,269	0.20
2026-02-09-MS260115L10_exp251205_MS1059_SCGE_8hr-arrest_1hr-DMSO_RNA	**2x150**	STAR-2.5.3a	**sacCer3**	6,086,916	0.62	6,332,124	126,718	457,651	16,975	0.57
2026-02-09-MS260115L11_exp251205_MS1059_SCGE_8hr-arrest_1hr-PhIAA_RNA	**2x150**	STAR-2.5.3a	**Candida**	6,871,005	0.61	3,502,495	91,747	36,065	4,363	0.26
2026-02-09-MS260115L11_exp251205_MS1059_SCGE_8hr-arrest_1hr-PhIAA_RNA	**2x150**	STAR-2.5.3a	**sacCer3**	6,871,005	0.64	6,427,702	82,398	447,291	17,147	0.51

2026-02-09-MS260115L12_exp251205_MS1059_SCGE_8hr-arrest_30min-PhIAA_RNA	**2x150**	STAR-2.5.3a	**Candida**	5,841,920	0.64	2,555,598	67,160	27,303	3,199	0.23
2026-02-09-MS260115L12_exp251205_MS1059_SCGE_8hr-arrest_30min-PhIAA_RNA	**2x150**	STAR-2.5.3a	**sacCer3**	5,841,920	0.65	5,662,224	105,338	452,796	16,794	0.53
2026-02-09-MS260115L13_exp251212_MS502_SCGE_1.5hr-arrest_1hr-DMSO_RNA	**2x150**	STAR-2.5.3a	**Candida**	5,577,331	0.67	1,641,344	39,708	18,760	1,848	0.15
2026-02-09-MS260115L13_exp251212_MS502_SCGE_1.5hr-arrest_1hr-DMSO_RNA	**2x150**	STAR-2.5.3a	**sacCer3**	5,577,331	0.62	6,502,299	158,171	369,743	11,649	0.63
2026-02-09-MS260115L14_exp251212_MS502_SCGE_1.5hr-arrest_1hr-PhIAA_RNA	**2x150**	STAR-2.5.3a	**Candida**	5,671,264	0.69	1,461,391	35,831	17,896	2,018	0.13
2026-02-09-MS260115L14_exp251212_MS502_SCGE_1.5hr-arrest_1hr-PhIAA_RNA	**2x150**	STAR-2.5.3a	**sacCer3**	5,671,264	0.62	6,692,930	170,386	415,537	13,651	0.64
2026-02-09-MS260115L15_exp251212_MS502_SCGE_1.5hr-arrest_30min-PhIAA_RNA	**2x150**	STAR-2.5.3a	**Candida**	6,003,894	0.66	1,596,028	37,834	18,538	1,742	0.14
2026-02-09-MS260115L15_exp251212_MS502_SCGE_1.5hr-arrest_30min-PhIAA_RNA	**2x150**	STAR-2.5.3a	**sacCer3**	6,003,894	0.61	7,179,787	171,725	418,290	13,692	0.65
2026-02-09-MS260115L16_exp251212_MS502_SCGE_8hr-arrest_1hr-DMSO_RNA	**2x150**	STAR-2.5.3a	**Candida**	7,166,201	0.63	2,483,962	62,570	29,217	3,413	0.18
2026-02-09-MS260115L16_exp251212_MS502_SCGE_8hr-arrest_1hr-DMSO_RNA	**2x150**	STAR-2.5.3a	**sacCer3**	7,166,201	0.59	7,706,663	153,203	599,929	21,461	0.59
2026-02-09-MS260115L17_exp251212_MS502_SCGE_8hr-arrest_1hr-PhIAA_RNA	**2x150**	STAR-2.5.3a	**Candida**	5,627,845	0.68	1,444,755	36,213	23,244	1,592	0.13
2026-02-09-MS260115L17_exp251212_MS502_SCGE_8hr-arrest_1hr-PhIAA_RNA	**2x150**	STAR-2.5.3a	**sacCer3**	5,627,845	0.61	6,476,196	134,370	487,458	19,456	0.63
2026-02-09-MS260115L18_exp251212_MS502_SCGE_8hr-arrest_30min-PhIAA_RNA	**2x150**	STAR-2.5.3a	**Candida**	5,634,168	0.66	1,556,435	39,427	18,712	1,792	0.14
2026-02-09-MS260115L18_exp251212_MS502_SCGE_8hr-arrest_30min-PhIAA_RNA	**2x150**	STAR-2.5.3a	**sacCer3**	5,634,168	0.61	6,505,584	122,344	461,165	20,389	0.63
2026-02-09-MS260115L19_exp251212_MS1132_SCGE_1.5hr-arrest_1hr-DMSO_RNA	**2x150**	STAR-2.5.3a	**Candida**	5,322,029	0.69	1,527,188	37,008	17,736	1,710	0.15
2026-02-09-MS260115L19_exp251212_MS1132_SCGE_1.5hr-arrest_1hr-DMSO_RNA	**2x150**	STAR-2.5.3a	**sacCer3**	5,322,029	0.64	6,158,658	148,714	365,095	11,277	0.63
2026-02-09-MS260115L20_exp251212_MS1132_SCGE_1.5hr-arrest_1hr-PhIAA_RNA	**2x150**	STAR-2.5.3a	**Candida**	6,975,977	0.66	1,707,400	40,460	21,245	2,079	0.13
2026-02-09-MS260115L20_exp251212_MS1132_SCGE_1.5hr-arrest_1hr-PhIAA_RNA	**2x150**	STAR-2.5.3a	**sacCer3**	6,975,977	0.58	8,244,756	207,460	537,327	18,917	0.65
2026-02-09-MS260115L21_exp251212_MS1132_SCGE_1.5hr-arrest_30min-PhIAA_RNA	**2x150**	STAR-2.5.3a	**Candida**	5,886,542	0.68	1,443,994	35,422	19,586	1,872	0.13
2026-02-09-MS260115L21_exp251212_MS1132_SCGE_1.5hr-arrest_30min-PhIAA_RNA	**2x150**	STAR-2.5.3a	**sacCer3**	5,886,542	0.62	6,971,273	169,661	425,819	15,439	0.64
2026-02-09-MS260115L22_exp251212_MS1132_SCGE_8hr-arrest_1hr-DMSO_RNA	**2x150**	STAR-2.5.3a	**Candida**	6,766,454	0.66	2,217,363	56,919	25,759	2,659	0.17
2026-02-09-MS260115L22_exp251212_MS1132_SCGE_8hr-arrest_1hr-DMSO_RNA	**2x150**	STAR-2.5.3a	**sacCer3**	6,766,454	0.62	6,950,584	143,942	541,723	21,811	0.57
2026-02-09-MS260115L23_exp251212_MS1132_SCGE_8hr-arrest_1hr-PhIAA_RNA	**2x150**	STAR-2.5.3a	**Candida**	6,099,658	0.67	1,626,653	40,929	22,010	2,324	0.14
2026-02-09-MS260115L23_exp251212_MS1132_SCGE_8hr-arrest_1hr-PhIAA_RNA	**2x150**	STAR-2.5.3a	**sacCer3**	6,099,658	0.60	7,159,328	151,192	493,253	24,197	0.64
2026-02-09-MS260115L24_exp251212_MS1132_SCGE_8hr-arrest_30min-PhIAA_RNA	**2x150**	STAR-2.5.3a	**Candida**	5,387,921	0.67	1,523,458	38,056	18,019	1,681	0.15
2026-02-09-MS260115L24_exp251212_MS1132_SCGE_8hr-arrest_30min-PhIAA_RNA	**2x150**	STAR-2.5.3a	**sacCer3**	5,387,921	0.62	6,317,067	117,029	419,605	18,179	0.64
2026-02-09-MS260115L25_exp251219_MS69_SCGE_1.5hr-arrest_1hr-DMSO_RNA	**2x150**	STAR-2.5.3a	**Candida**	5,063,051	0.69	1,486,269	34,467	27,008	1,564	0.15
2026-02-09-MS260115L25_exp251219_MS69_SCGE_1.5hr-arrest_1hr-DMSO_RNA	**2x150**	STAR-2.5.3a	**sacCer3**	5,063,051	0.65	5,781,186	135,178	350,128	8,294	0.62
2026-02-09-MS260115L26_exp251219_MS69_SCGE_1.5hr-arrest_1hr-LTM_RNA	**2x150**	STAR-2.5.3a	**Candida**	5,744,626	0.67	1,334,139	31,029	14,732	1,440	0.12
2026-02-09-MS260115L26_exp251219_MS69_SCGE_1.5hr-arrest_1hr-LTM_RNA	**2x150**	STAR-2.5.3a	**sacCer3**	5,744,626	0.65	7,296,234	123,000	308,228	12,182	0.67
2026-02-09-MS260115L27_exp251219_MS69_SCGE_1.5hr-arrest_30min-LTM_RNA	**2x150**	STAR-2.5.3a	**Candida**	6,985,068	0.67	1,566,313	38,665	17,104	1,804	0.12
2026-02-09-MS260115L27_exp251219_MS69_SCGE_1.5hr-arrest_30min-LTM_RNA	**2x150**	STAR-2.5.3a	**sacCer3**	6,985,068	0.64	8,616,331	189,861	383,304	14,422	0.66
2026-02-09-MS260115L28_exp251219_MS69_SCGE_8hr-arrest_1hr-DMSO_RNA	**2x150**	STAR-2.5.3a	**Candida**	7,204,329	0.63	2,588,669	64,507	28,628	3,132	0.19
2026-02-09-MS260115L28_exp251219_MS69_SCGE_8hr-arrest_1hr-DMSO_RNA	**2x150**	STAR-2.5.3a	**sacCer3**	7,204,329	0.60	7,754,305	141,065	604,483	22,033	0.59
2026-02-09-MS260115L29_exp251219_MS69_SCGE_8hr-arrest_1hr-LTM_RNA	**2x150**	STAR-2.5.3a	**Candida**	6,951,462	0.63	2,462,560	61,958	24,824	3,416	0.18
2026-02-09-MS260115L29_exp251219_MS69_SCGE_8hr-arrest_1hr-LTM_RNA	**2x150**	STAR-2.5.3a	**sacCer3**	6,951,462	0.63	7,572,798	150,640	464,021	16,013	0.59
2026-02-09-MS260115L30_exp251219_MS69_SCGE_8hr-arrest_30min-LTM_RNA	**2x150**	STAR-2.5.3a	**Candida**	8,192,467	0.63	2,838,636	71,704	61,047	3,365	0.18
2026-02-09-MS260115L30_exp251219_MS69_SCGE_8hr-arrest_30min-LTM_RNA	**2x150**	STAR-2.5.3a	**sacCer3**	8,192,467	0.63	8,673,128	193,994	713,851	23,135	0.59

#	Exonic:	Intergenic:	Intronic:
2026-02-09-MS251211L01_exp251204_MS69_SCGE_1.5hr-arrest_input_RNA	0.91	0.08	0.00
2026-02-09-MS251211L02_exp251204_MS69_SCGE_1.5hr-arrest_MandP_RNA	0.91	0.09	0.00
2026-02-09-MS251211L03_exp251204_MS69_SCGE_1.5hr-arrest_P_RNA	0.92	0.08	0.00
2026-02-09-MS251211L04_exp251204_MS69_SCGE_8hr-arrest_input_RNA	0.92	0.08	0.00
2026-02-09-MS251211L05_exp251204_MS69_SCGE_8hr-arrest_MandP_RNA	0.91	0.09	0.00
2026-02-09-MS251211L06_exp251204_MS69_SCGE_8hr-arrest_P_RNA	0.91	0.09	0.00
2026-02-09-MS260115L01_exp251205_MS500_SCGE_1.5hr-arrest_1hr-DMSO_RNA	0.92	0.08	0.00
2026-02-09-MS260115L02_exp251205_MS500_SCGE_1.5hr-arrest_1hr-PhIAA_RNA	0.92	0.08	0.00
2026-02-09-MS260115L03_exp251205_MS500_SCGE_1.5hr-arrest_30min-PhIAA_RNA	0.92	0.08	0.00
2026-02-09-MS260115L04_exp251205_MS500_SCGE_8hr-arrest_1hr-DMSO_RNA	0.92	0.08	0.00
2026-02-09-MS260115L05_exp251205_MS500_SCGE_8hr-arrest_1hr-PhIAA_RNA	0.92	0.08	0.00
2026-02-09-MS260115L06_exp251205_MS500_SCGE_8hr-arrest_30min-PhIAA_RNA	0.92	0.08	0.00
2026-02-09-MS260115L07_exp251205_MS1059_SCGE_1.5hr-arrest_1hr-DMSO_RNA	0.92	0.08	0.00
2026-02-09-MS260115L08_exp251205_MS1059_SCGE_1.5hr-arrest_1hr-PhIAA_RNA	0.90	0.10	0.00
2026-02-09-MS260115L09_exp251205_MS1059_SCGE_1.5hr-arrest_30min-PhIAA_RNA	0.91	0.09	0.00
2026-02-09-MS260115L10_exp251205_MS1059_SCGE_8hr-arrest_1hr-DMSO_RNA	0.91	0.09	0.00
2026-02-09-MS260115L11_exp251205_MS1059_SCGE_8hr-arrest_1hr-PhIAA_RNA	0.90	0.10	0.00
2026-02-09-MS260115L12_exp251205_MS1059_SCGE_8hr-arrest_30min-PhIAA_RNA	0.91	0.09	0.00
2026-02-09-MS260115L13_exp251212_MS502_SCGE_1.5hr-arrest_1hr-DMSO_RNA	0.92	0.08	0.00
2026-02-09-MS260115L14_exp251212_MS502_SCGE_1.5hr-arrest_1hr-PhIAA_RNA	0.92	0.08	0.00
2026-02-09-MS260115L15_exp251212_MS502_SCGE_1.5hr-arrest_30min-PhIAA_RNA	0.92	0.08	0.00
2026-02-09-MS260115L16_exp251212_MS502_SCGE_8hr-arrest_1hr-DMSO_RNA	0.92	0.08	0.00
2026-02-09-MS260115L17_exp251212_MS502_SCGE_8hr-arrest_1hr-PhIAA_RNA	0.92	0.08	0.00
2026-02-09-MS260115L18_exp251212_MS502_SCGE_8hr-arrest_30min-PhIAA_RNA	0.92	0.08	0.00
2026-02-09-MS260115L19_exp251212_MS1132_SCGE_1.5hr-arrest_1hr-DMSO_RNA	0.92	0.08	0.00
2026-02-09-MS260115L20_exp251212_MS1132_SCGE_1.5hr-arrest_1hr-PhIAA_RNA	0.92	0.07	0.00
2026-02-09-MS260115L21_exp251212_MS1132_SCGE_1.5hr-arrest_30min-PhIAA_RNA	0.92	0.08	0.00
2026-02-09-MS260115L22_exp251212_MS1132_SCGE_8hr-arrest_1hr-DMSO_RNA	0.92	0.08	0.00
2026-02-09-MS260115L23_exp251212_MS1132_SCGE_8hr-arrest_1hr-PhIAA_RNA	0.92	0.08	0.00
2026-02-09-MS260115L24_exp251212_MS1132_SCGE_8hr-arrest_30min-PhIAA_RNA	0.92	0.08	0.00
2026-02-09-MS260115L25_exp251219_MS69_SCGE_1.5hr-arrest_1hr-DMSO_RNA	0.92	0.08	0.00
2026-02-09-MS260115L26_exp251219_MS69_SCGE_1.5hr-arrest_1hr-LTM_RNA	0.90	0.10	0.00
2026-02-09-MS260115L27_exp251219_MS69_SCGE_1.5hr-arrest_30min-LTM_RNA	0.90	0.09	0.00
2026-02-09-MS260115L28_exp251219_MS69_SCGE_8hr-arrest_1hr-DMSO_RNA	0.91	0.09	0.00
2026-02-09-MS260115L29_exp251219_MS69_SCGE_8hr-arrest_1hr-LTM_RNA	0.90	0.10	0.00
2026-02-09-MS260115L30_exp251219_MS69_SCGE_8hr-arrest_30min-LTM_RNA	0.90	0.10	0.00

COVERAGE

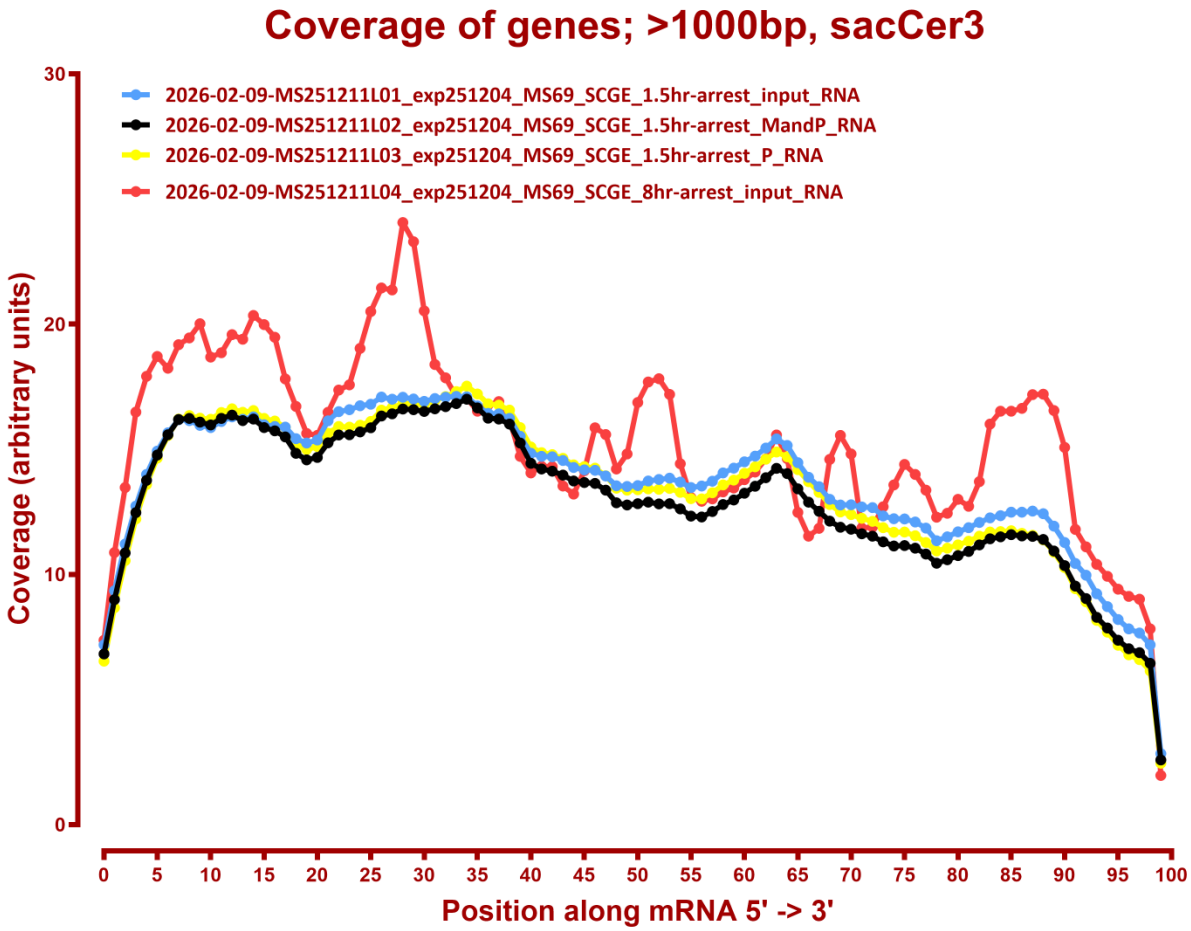
Coverage of genes; >1000bp, sacCer3
2026-02-09-MS251211L01_exp251204_MS69_SCGE_1.5hr-arrest_input_RNA
2026-02-09-MS251211L02_exp251204_MS69_SCGE_1.5hr-arrest_MandP_RNA
2026-02-09-MS251211L03_exp251204_MS69_SCGE_1.5hr-arrest_P_RNA
2026-02-09-MS251211L04_exp251204_MS69_SCGE_8hr-arrest_input_RNA
Coverage (arbitrary units)
0
10
20
30
0 5 10 15 20 25 30 35 40 45 50 55 60 65 70 75 80 85 90 95 100
Position along mRNA 5' -> 3'

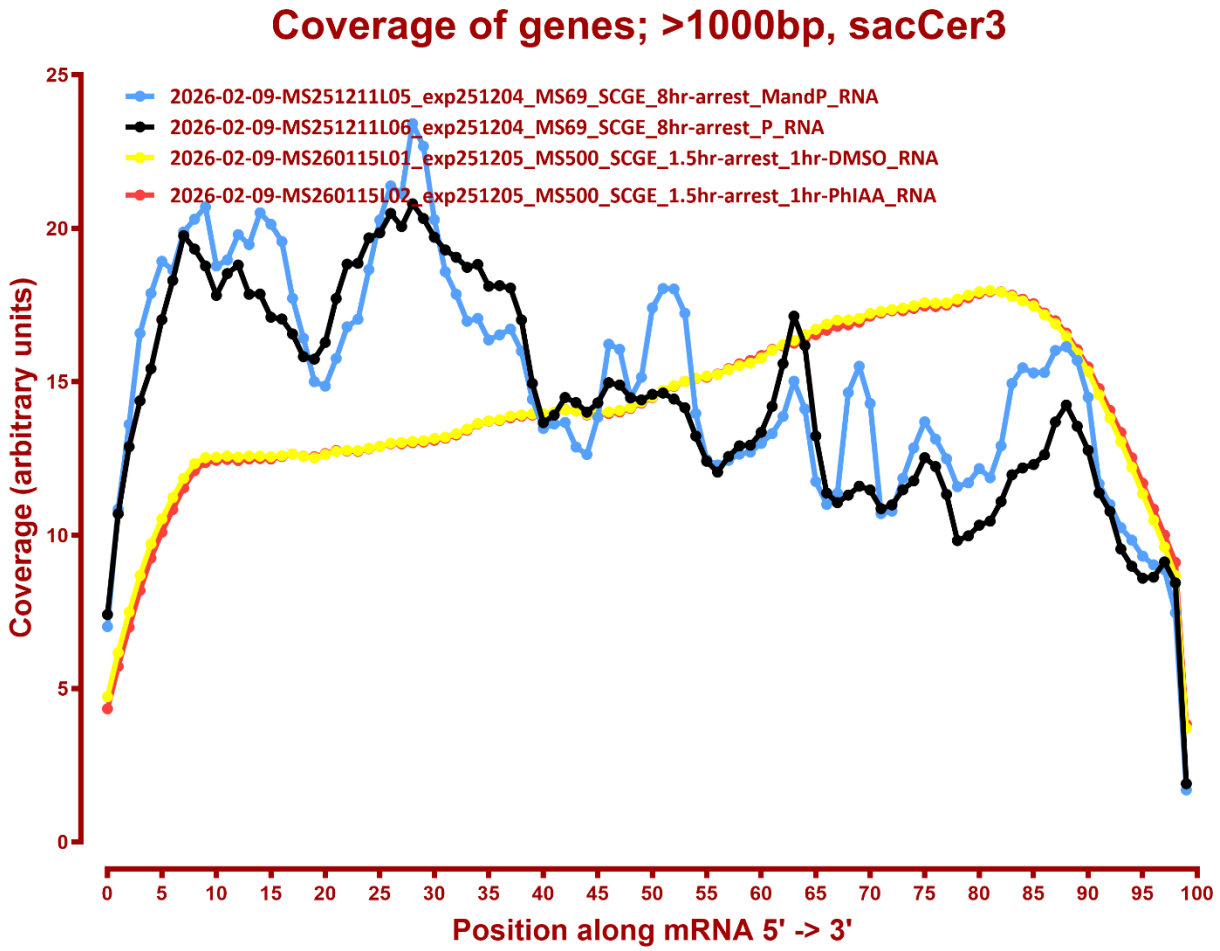
Coverage of genes; >1000bp, sacCer3
2026-02-09-MS251211L05_exp251204_MS69_SCGE_8hr-arrest_MandP_RNA
2026-02-09-MS251211L06_exp251204_MS69_SCGE_8hr-arrest_P_RNA
2026-02-09-MS260115L01_exp251205_MS500_SCGE_1.5hr-arrest_1hr-DMSO_RNA
2026-02-09-MS260115L02_exp251205_MS500_SCGE_1.5hr-arrest_1hr-PhIAA_RNA
Coverage (arbitrary units)
0
5
10
15
20
25
0 5 10 15 20 25 30 35 40 45 50 55 60 65 70 75 80 85 90 95 100
Position along mRNA 5' -> 3'

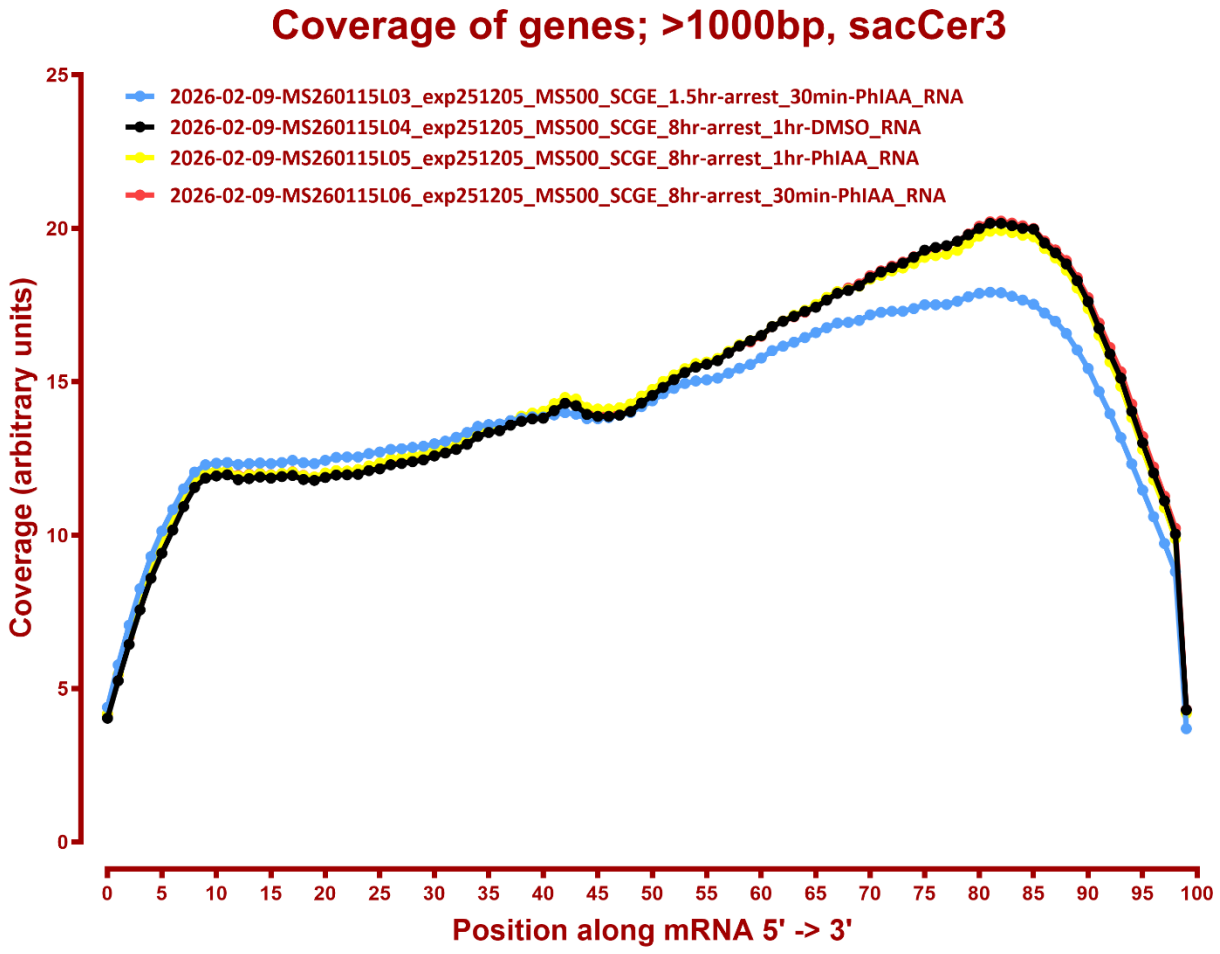
Coverage of genes; >1000bp, sacCer3
2026-02-09-MS260115L03_exp251205_MS500_SCGE_1.5hr-arrest_30min-PhIAA_RNA
2026-02-09-MS260115L04_exp251205_MS500_SCGE_8hr-arrest_1hr-DMSO_RNA
2026-02-09-MS260115L05_exp251205_MS500_SCGE_8hr-arrest_1hr-PhIAA_RNA
2026-02-09-MS260115L06_exp251205_MS500_SCGE_8hr-arrest_30min-PhIAA_RNA
Coverage (arbitrary units)
0
5
10
15
20
25
0 5 10 15 20 25 30 35 40 45 50 55 60 65 70 75 80 85 90 95 100
Position along mRNA 5' -> 3'

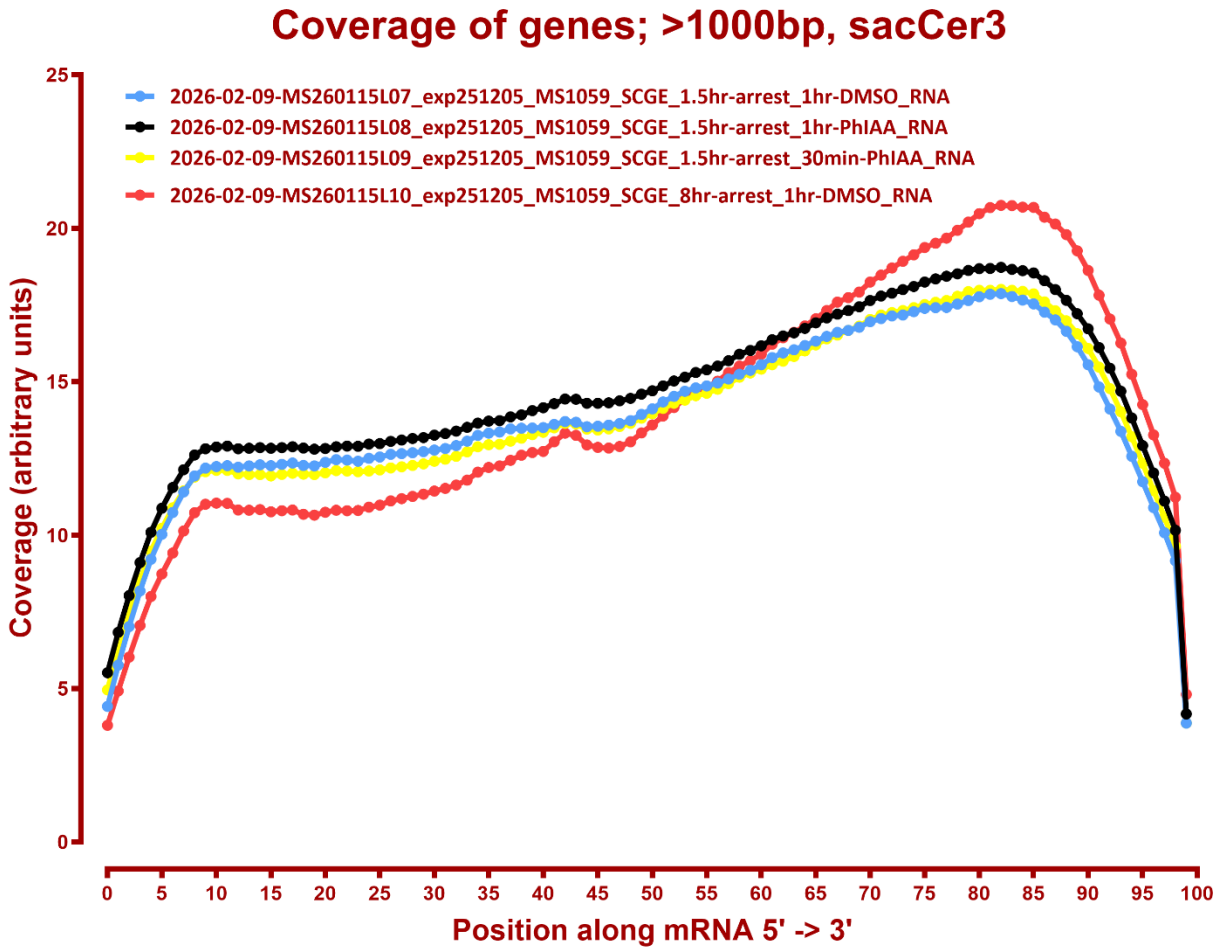
Coverage of genes; >1000bp, sacCer3
2026-02-09-MS260115L07_exp251205_MS1059_SCGE_1.5hr-arrest_1hr-DMSO_RNA
2026-02-09-MS260115L08_exp251205_MS1059_SCGE_1.5hr-arrest_1hr-PhIAA_RNA
2026-02-09-MS260115L09_exp251205_MS1059_SCGE_1.5hr-arrest_30min-PhIAA_RNA
2026-02-09-MS260115L10_exp251205_MS1059_SCGE_8hr-arrest_1hr-DMSO_RNA
Coverage (arbitrary units)
0
5
10
15
20
25
0 5 10 15 20 25 30 35 40 45 50 55 60 65 70 75 80 85 90 95 100
Position along mRNA 5' -> 3'

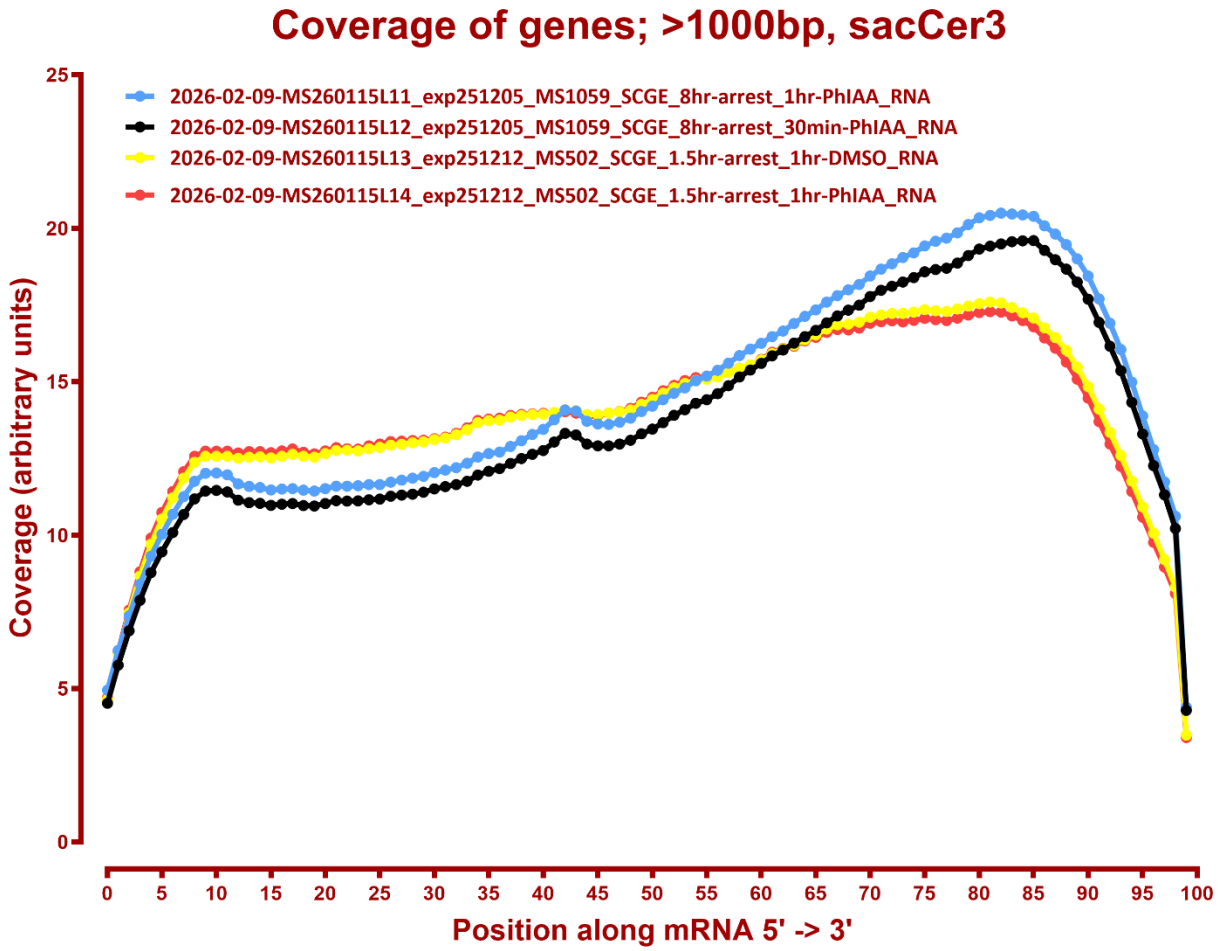
Coverage of genes; >1000bp, sacCer3
2026-02-09-MS260115L11_exp251205_MS1059_SCGE_8hr-arrest_1hr-PhIAA_RNA
2026-02-09-MS260115L12_exp251205_MS1059_SCGE_8hr-arrest_30min-PhIAA_RNA
2026-02-09-MS260115L13_exp251212_MS502_SCGE_1.5hr-arrest_1hr-DMSO_RNA
2026-02-09-MS260115L14_exp251212_MS502_SCGE_1.5hr-arrest_1hr-PhIAA_RNA
Coverage (arbitrary units)
0
5
10
15
20
25
0 5 10 15 20 25 30 35 40 45 50 55 60 65 70 75 80 85 90 95 100
Position along mRNA 5' -> 3'

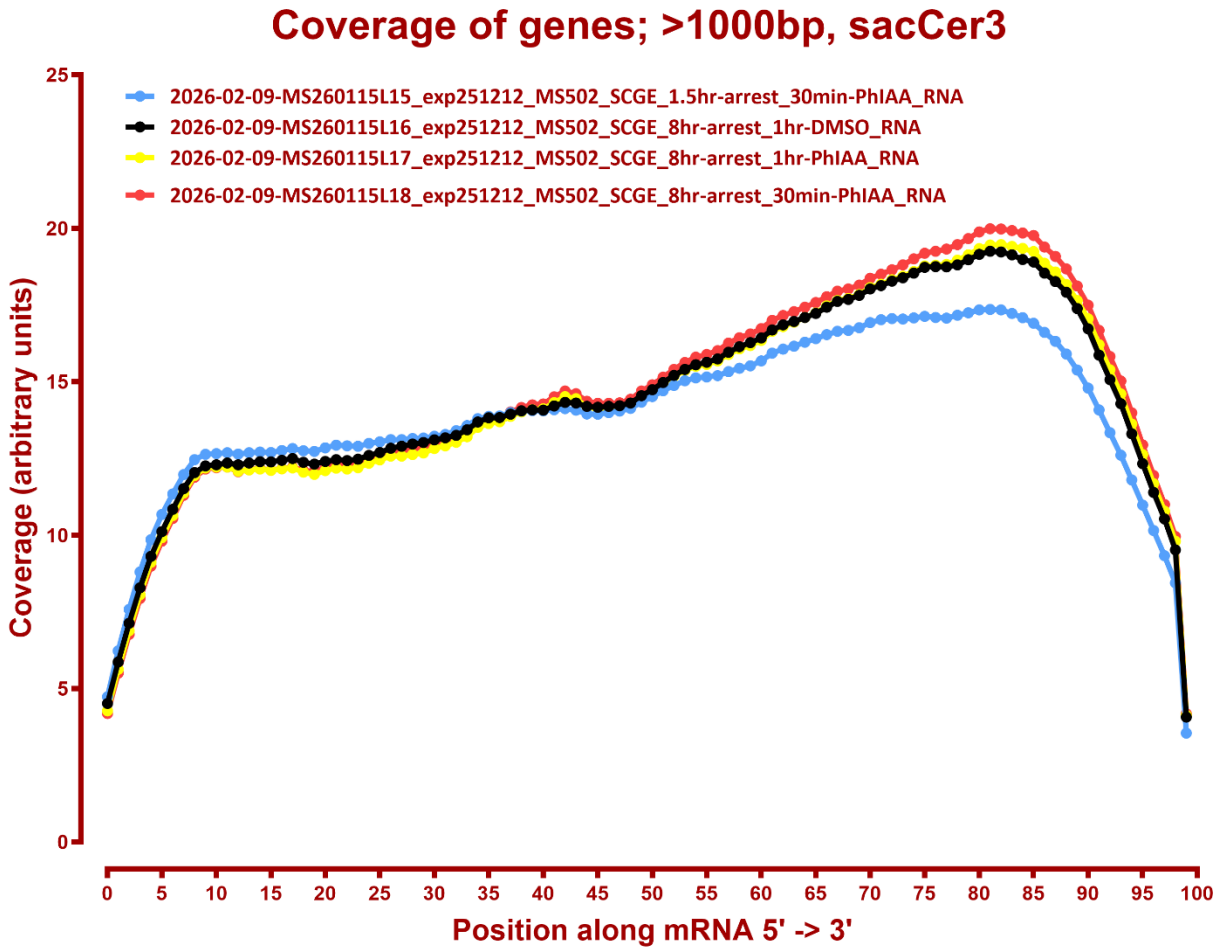
Coverage of genes; >1000bp, sacCer3
2026-02-09-MS260115L15_exp251212_MS502_SCGE_1.5hr-arrest_30min-PhIAA_RNA
2026-02-09-MS260115L16_exp251212_MS502_SCGE_8hr-arrest_1hr-DMSO_RNA
2026-02-09-MS260115L17_exp251212_MS502_SCGE_8hr-arrest_1hr-PhIAA_RNA
2026-02-09-MS260115L18_exp251212_MS502_SCGE_8hr-arrest_30min-PhIAA_RNA
Coverage (arbitrary units)
0
5
10
15
20
25
0 5 10 15 20 25 30 35 40 45 50 55 60 65 70 75 80 85 90 95 100
Position along mRNA 5' -> 3'

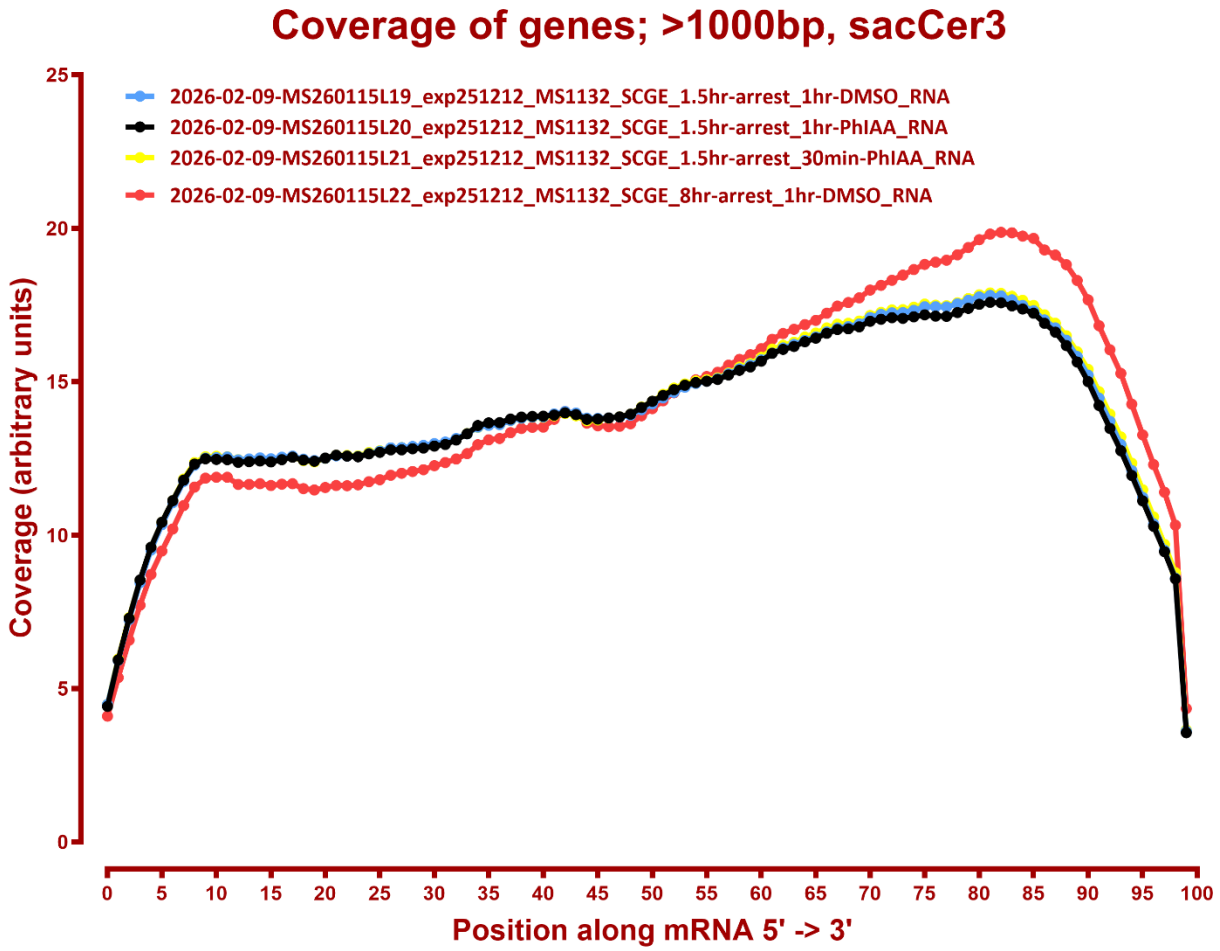
Coverage of genes; >1000bp, sacCer3
2026-02-09-MS260115L19_exp251212_MS1132_SCGE_1.5hr-arrest_1hr-DMSO_RNA
2026-02-09-MS260115L20_exp251212_MS1132_SCGE_1.5hr-arrest_1hr-PhIAA_RNA
2026-02-09-MS260115L21_exp251212_MS1132_SCGE_1.5hr-arrest_30min-PhIAA_RNA
2026-02-09-MS260115L22_exp251212_MS1132_SCGE_8hr-arrest_1hr-DMSO_RNA
Coverage (arbitrary units)
0
5
10
15
20
25
0 5 10 15 20 25 30 35 40 45 50 55 60 65 70 75 80 85 90 95 100
Position along mRNA 5' -> 3'

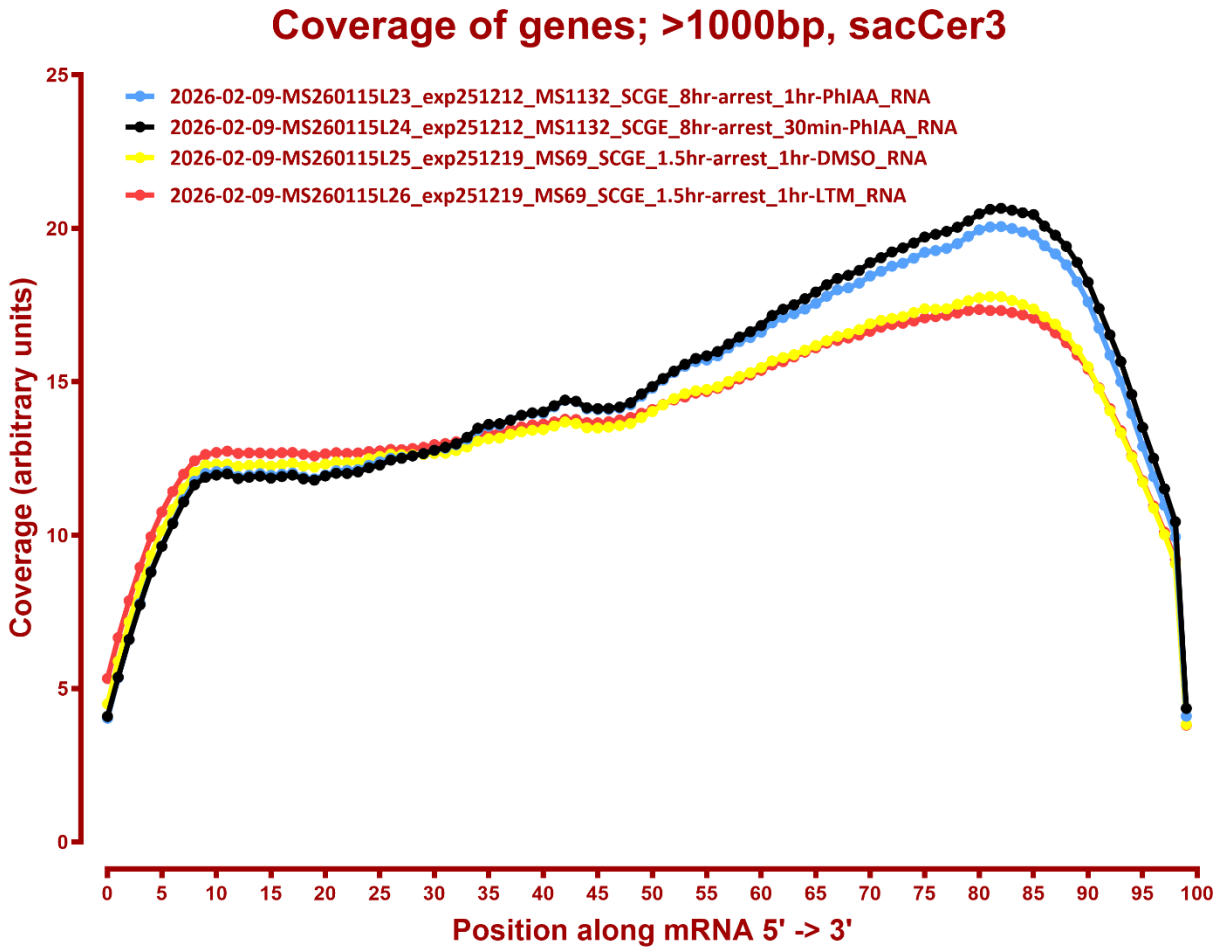
Coverage of genes; >1000bp, sacCer3
2026-02-09-MS260115L23_exp251212_MS1132_SCGE_8hr-arrest_1hr-PhIAA_RNA
2026-02-09-MS260115L24_exp251212_MS1132_SCGE_8hr-arrest_30min-PhIAA_RNA
2026-02-09-MS260115L25_exp251219_MS69_SCGE_1.5hr-arrest_1hr-DMSO_RNA
2026-02-09-MS260115L26_exp251219_MS69_SCGE_1.5hr-arrest_1hr-LTM_RNA
Coverage (arbitrary units)
0
5
10
15
20
25
0 5 10 15 20 25 30 35 40 45 50 55 60 65 70 75 80 85 90 95 100
Position along mRNA 5' -> 3'

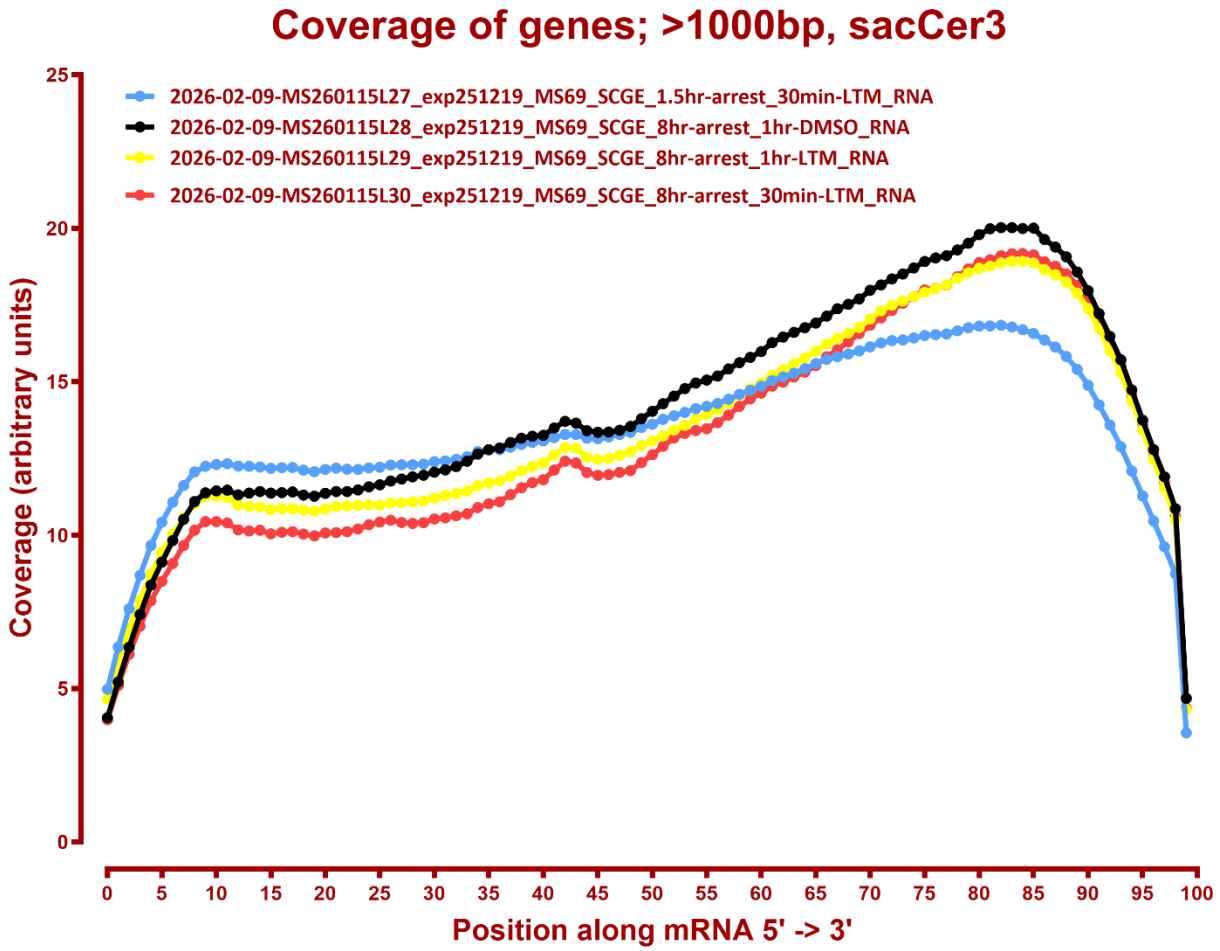
Coverage of genes; >1000bp, sacCer3
2026-02-09-MS260115L27_exp251219_MS69_SCGE_1.5hr-arrest_30min-LTM_RNA
2026-02-09-MS260115L28_exp251219_MS69_SCGE_8hr-arrest_1hr-DMSO_RNA
2026-02-09-MS260115L29_exp251219_MS69_SCGE_8hr-arrest_1hr-LTM_RNA
2026-02-09-MS260115L30_exp251219_MS69_SCGE_8hr-arrest_30min-LTM_RNA
Coverage (arbitrary units)
0
5
10
15
20
25
0 5 10 15 20 25 30 35 40 45 50 55 60 65 70 75 80 85 90 95 100
Position along mRNA 5' -> 3'