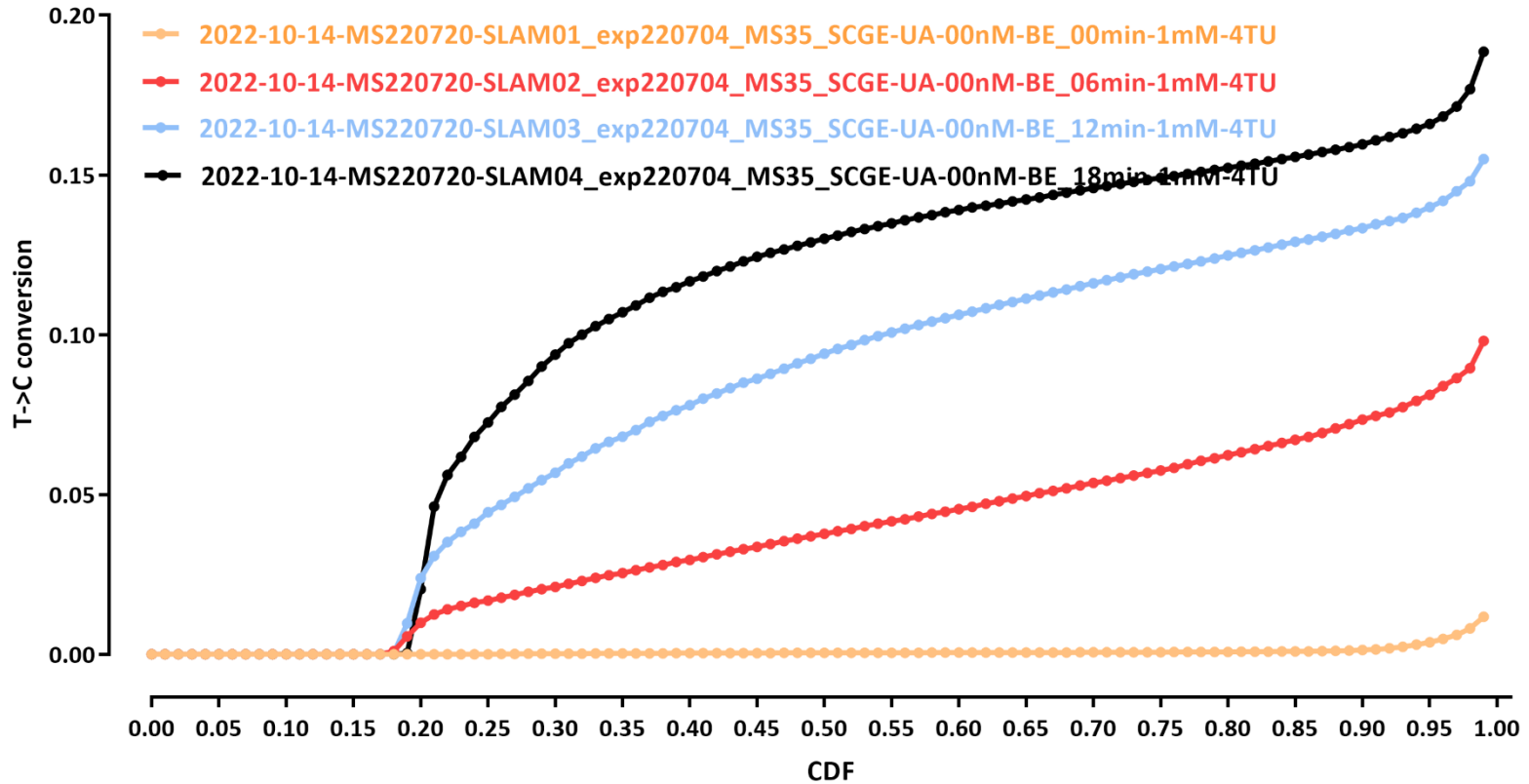


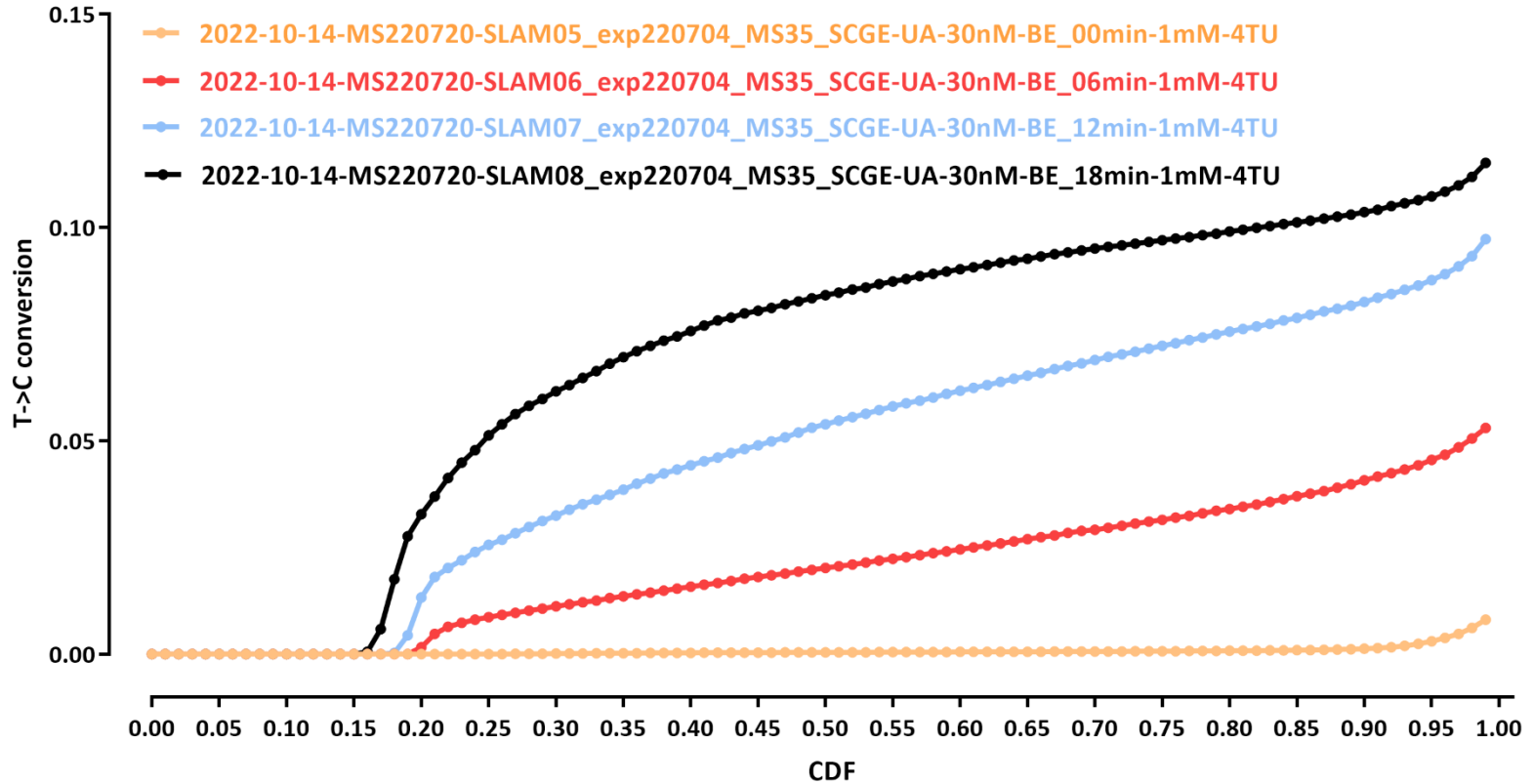
# Mapping stats

2022-06-24-SLAM-seq	Read Length	Mapping	Species	Raw fragments	Complexity	Unique	Unique Splices	Multi	Multi Splices	Fraction mapped
2022-10-14-MS220720-SLAM01_exp220704_MS35_SCGE-UA-00nM-BE_00min-1mM-4TU	2x150	siamdunk-0.4.3, transcriptome	S.cerevisiae	11,357,367	0.20	18,889,927	0	14,565	0	0.83
	2x150	siamdunk-0.4.3, transcriptome								#DIV/0!
2022-10-14-MS220720-SLAM02_exp220704_MS35_SCGE-UA-00nM-BE_06min-1mM-4TU	2x150	siamdunk-0.4.3, transcriptome	S.cerevisiae	10,525,163	0.20	16,994,953	0	25,984	0	0.81
	2x150	siamdunk-0.4.3, transcriptome								#DIV/0!
2022-10-14-MS220720-SLAM03_exp220704_MS35_SCGE-UA-00nM-BE_12min-1mM-4TU	2x150	siamdunk-0.4.3, transcriptome	S.cerevisiae	13,635,069	0.15	19,862,352	0	57,058	0	0.73
	2x150	siamdunk-0.4.3, transcriptome								#DIV/0!
2022-10-14-MS220720-SLAM04_exp220704_MS35_SCGE-UA-00nM-BE_18min-1mM-4TU	2x150	siamdunk-0.4.3, transcriptome	S.cerevisiae	10,321,427	0.14	13,547,361	0	55,258	0	0.66
	2x150	siamdunk-0.4.3, transcriptome								#DIV/0!
2022-10-14-MS220720-SLAM05_exp220704_MS35_SCGE-UA-30nM-BE_00min-1mM-4TU	2x150	siamdunk-0.4.3, transcriptome	S.cerevisiae	10,078,405	0.17	16,806,434	0	13,793	0	0.83
	2x150	siamdunk-0.4.3, transcriptome								#DIV/0!
2022-10-14-MS220720-SLAM06_exp220704_MS35_SCGE-UA-30nM-BE_06min-1mM-4TU	2x150	siamdunk-0.4.3, transcriptome	S.cerevisiae	10,741,876	0.14	17,829,894	0	16,248	0	0.83
	2x150	siamdunk-0.4.3, transcriptome								#DIV/0!
2022-10-14-MS220720-SLAM07_exp220704_MS35_SCGE-UA-30nM-BE_12min-1mM-4TU	2x150	siamdunk-0.4.3, transcriptome	S.cerevisiae	10,723,989	0.17	17,102,332	0	31,890	0	0.80
	2x150	siamdunk-0.4.3, transcriptome								#DIV/0!
2022-10-14-MS220720-SLAM08_exp220704_MS35_SCGE-UA-30nM-BE_18min-1mM-4TU	2x150	siamdunk-0.4.3, transcriptome	S.cerevisiae	11,349,992	0.27	17,421,827	0	40,436	0	0.77
	2x150	siamdunk-0.4.3, transcriptome								#DIV/0!
2022-10-14-MS220720-SLAM09_exp220704_MS63_SCGElowURA-00nM-BE_00min-1mM-4TU	2x150	siamdunk-0.4.3, transcriptome	S.cerevisiae	13,103,864	0.17	21,280,744	0	23,102	0	0.81
	2x150	siamdunk-0.4.3, transcriptome								#DIV/0!
2022-10-14-MS220720-SLAM10_exp220704_MS63_SCGElowURA-00nM-BE_06min-1mM-4TU	2x150	siamdunk-0.4.3, transcriptome	S.cerevisiae	12,514,794	0.10	21,122,833	0	8,984	0	0.84
	2x150	siamdunk-0.4.3, transcriptome								#DIV/0!
2022-10-14-MS220720-SLAM11_exp220704_MS63_SCGElowURA-00nM-BE_12min-1mM-4TU	2x150	siamdunk-0.4.3, transcriptome	S.cerevisiae	10,615,404	0.14	17,501,350	0	17,996	0	0.83
	2x150	siamdunk-0.4.3, transcriptome								#DIV/0!
2022-10-14-MS220720-SLAM12_exp220704_MS63_SCGElowURA-00nM-BE_18min-1mM-4TU	2x150	siamdunk-0.4.3, transcriptome	S.cerevisiae	11,563,618	0.13	18,624,826	0	26,721	0	0.81
	2x150	siamdunk-0.4.3, transcriptome								#DIV/0!
2022-10-14-MS220720-SLAM13_exp220704_MS63_SCGElowURA-15nM-BE_00min-1mM-4TU	2x150	siamdunk-0.4.3, transcriptome	S.cerevisiae	10,490,693	0.16	17,837,634	0	11,886	0	0.85
	2x150	siamdunk-0.4.3, transcriptome								#DIV/0!
2022-10-14-MS220720-SLAM14_exp220704_MS63_SCGElowURA-15nM-BE_06min-1mM-4TU	2x150	siamdunk-0.4.3, transcriptome	S.cerevisiae	10,527,259	0.18	18,002,746	0	11,735	0	0.86
	2x150	siamdunk-0.4.3, transcriptome								#DIV/0!
2022-10-14-MS220720-SLAM15_exp220704_MS63_SCGElowURA-15nM-BE_12min-1mM-4TU	2x150	siamdunk-0.4.3, transcriptome	S.cerevisiae	10,663,714	0.16	18,083,880	0	13,242	0	0.85
	2x150	siamdunk-0.4.3, transcriptome								#DIV/0!
2022-10-14-MS220720-SLAM16_exp220704_MS63_SCGElowURA-15nM-BE_18min-1mM-4TU	2x150	siamdunk-0.4.3, transcriptome	S.cerevisiae	10,283,916						0.00
	2x150	siamdunk-0.4.3, transcriptome								#DIV/0!
2022-10-14-MS220808-SLAM17_exp220726_MS207_SCD-RAPA-40_00min-4TU	2x150	siamdunk-0.4.3, transcriptome	S.cerevisiae	12,587,437	0.28	21,226,304	0	30,582	0	0.84
	2x150	siamdunk-0.4.3, transcriptome								#DIV/0!
2022-10-14-MS220808-SLAM18_exp220726_MS207_SCD-RAPA-40_06min-01mM-4TU	2x150	siamdunk-0.4.3, transcriptome	S.cerevisiae	11,661,798	0.19	20,143,940	0	19,794	0	0.86
	2x150	siamdunk-0.4.3, transcriptome								#DIV/0!
2022-10-14-MS220808-SLAM19_exp220726_MS207_SCD-RAPA-40_06min-05mM-4TU	2x150	siamdunk-0.4.3, transcriptome	S.cerevisiae	10,884,778	0.29	18,456,872	0	23,763	0	0.85
	2x150	siamdunk-0.4.3, transcriptome								#DIV/0!
2022-10-14-MS220808-SLAM20_exp220726_MS208_SCD-RAPA-40_00min-4TU	2x150	siamdunk-0.4.3, transcriptome	S.cerevisiae	10,829,114	0.15	18,803,115	0	14,653	0	0.87
	2x150	siamdunk-0.4.3, transcriptome								#DIV/0!
2022-10-14-MS220808-SLAM21_exp220726_MS208_SCD-RAPA-40_06min-01mM-4TU	2x150	siamdunk-0.4.3, transcriptome	S.cerevisiae	12,335,990	0.22	20,734,336	0	18,956	0	0.84
	2x150	siamdunk-0.4.3, transcriptome								#DIV/0!
2022-10-14-MS220808-SLAM22_exp220726_MS208_SCD-RAPA-40_06min-05mM-4TU	2x150	siamdunk-0.4.3, transcriptome	S.cerevisiae	11,565,879	0.30	19,602,233	0	24,355	0	0.85
	2x150	siamdunk-0.4.3, transcriptome								#DIV/0!

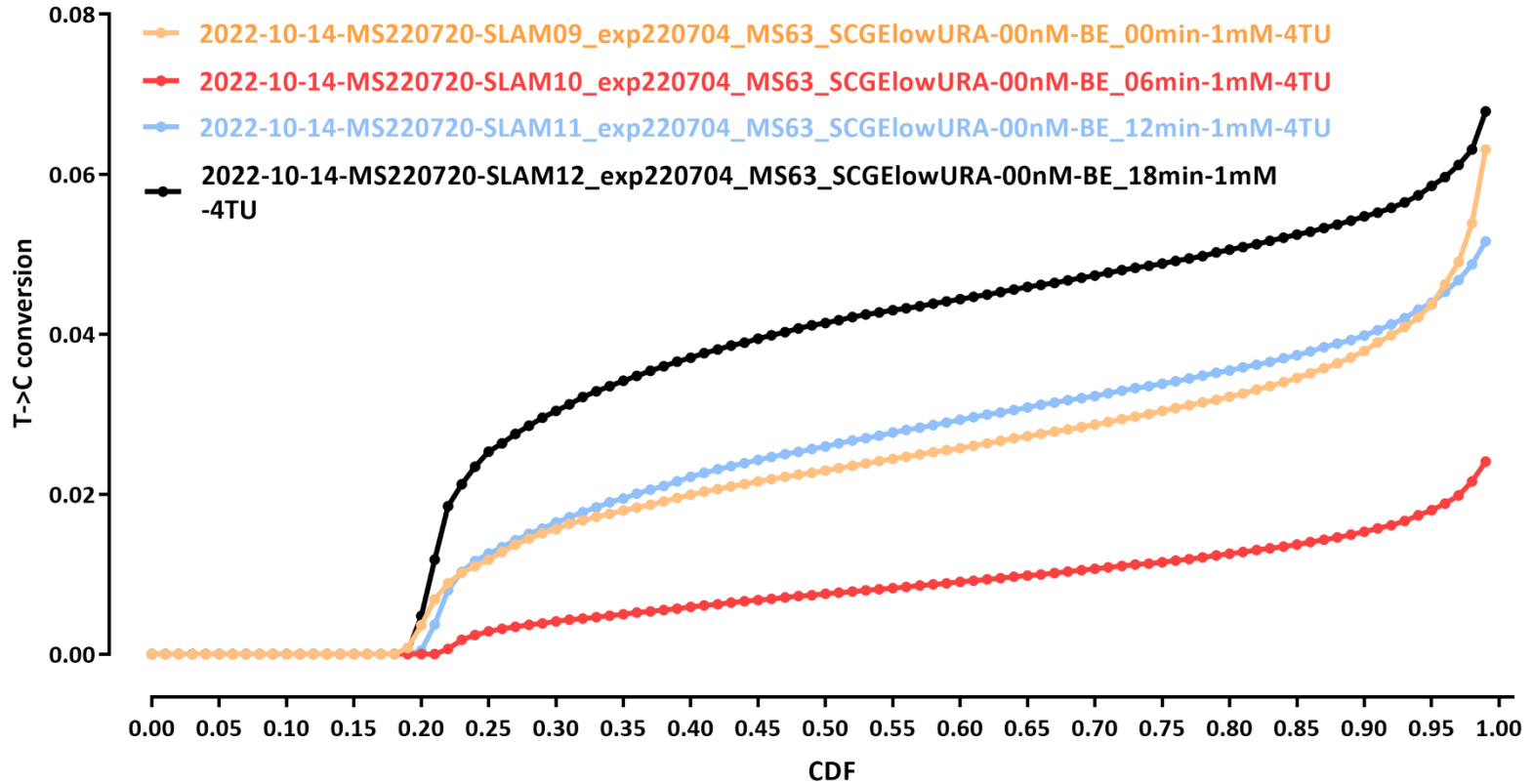
### S\_cerevisiae 1



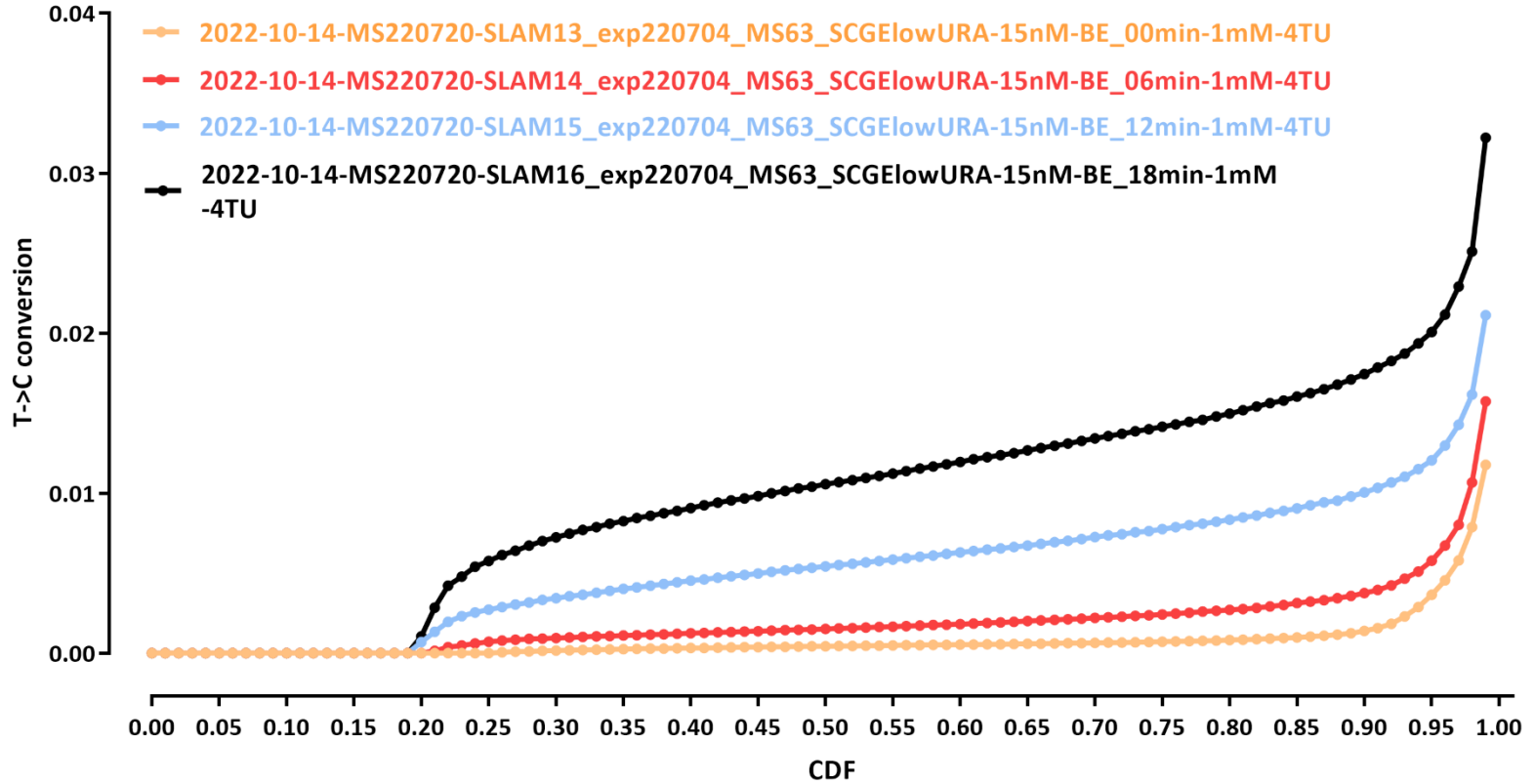
## S\_cerevisiae 2



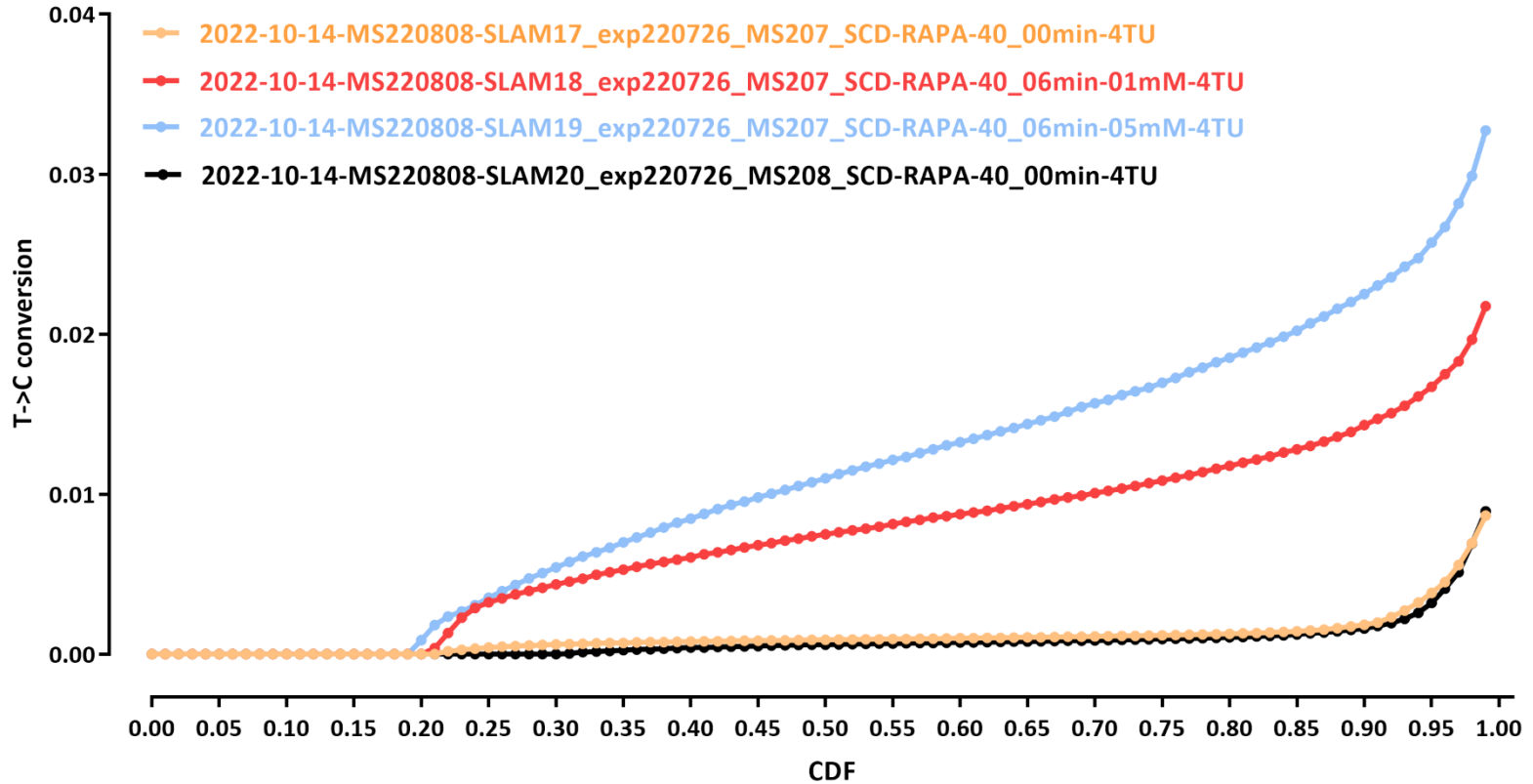
### S\_cerevisiae 3



### S\_cerevisiae 4



### S\_cerevisiae 5



### S\_cerevisiae 6

