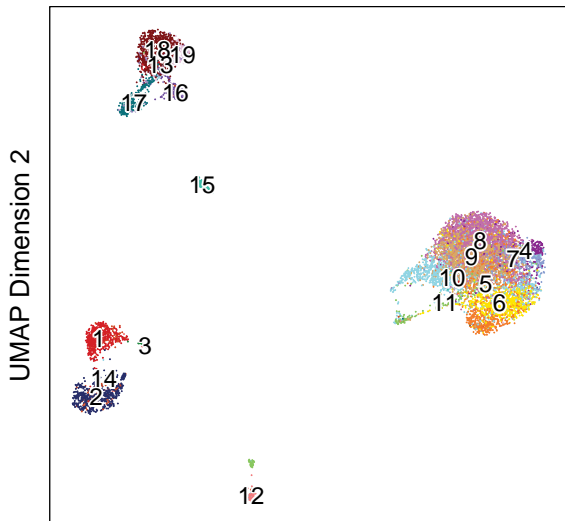


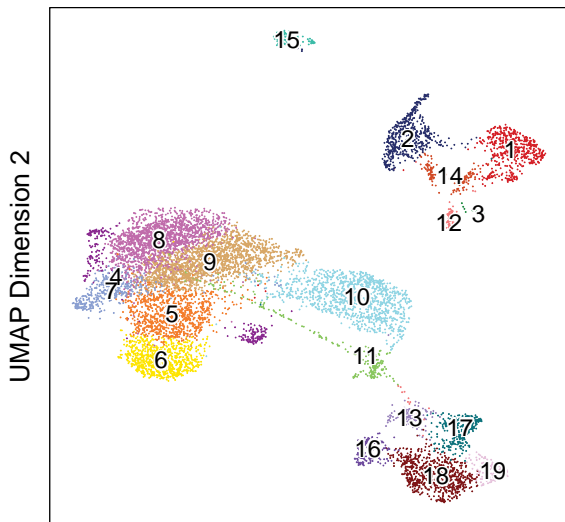
UMAP_ATAC of LSI_ATAC colored by
colData : Clusters_RNA



color

•1-C1	•6-C6	•11-C11	•16-C16
•2-C2	•7-C7	•12-C12	•17-C17
•3-C3	•8-C8	•13-C13	•18-C18
•4-C4	•9-C9	•14-C14	•19-C19
•5-C5	•10-C10	•15-C15	

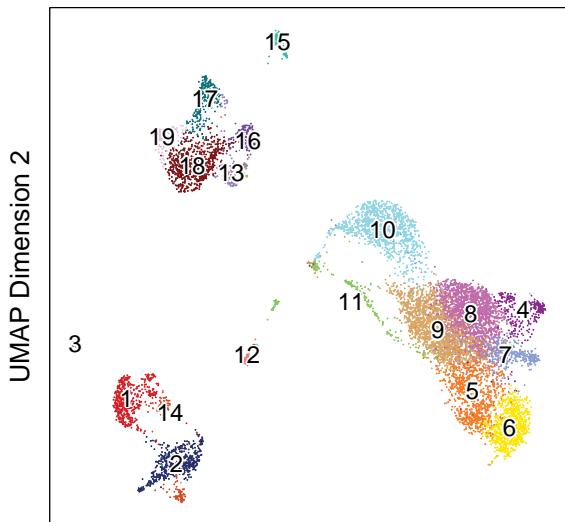
UMAP_RNA of LSI_RNA colored by
colData : Clusters_RNA



color

- 1-C1 6-C6
- 2-C2 7-C7
- 3-C3 8-C8
- 4-C4 9-C9
- 5-C5 10-C10 15-C15
- 11-C11 16-C16
- 12-C12 17-C17
- 13-C13 18-C18
- 14-C14 19-C19

UMAP_Combined of LSI_Combined colored by
colData : Clusters_RNA



color

- 1-C1 •6-C6 •11-C11•16-C16
- 2-C2•7-C7 •12-C12•17-C17
- 3-C3•8-C8 •13-C13•18-C18
- 4-C4•9-C9 •14-C14•19-C19
- 5-C5•10-C10•15-C15