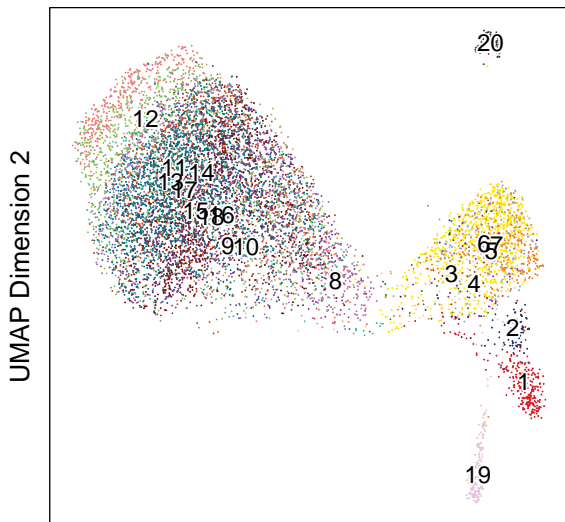


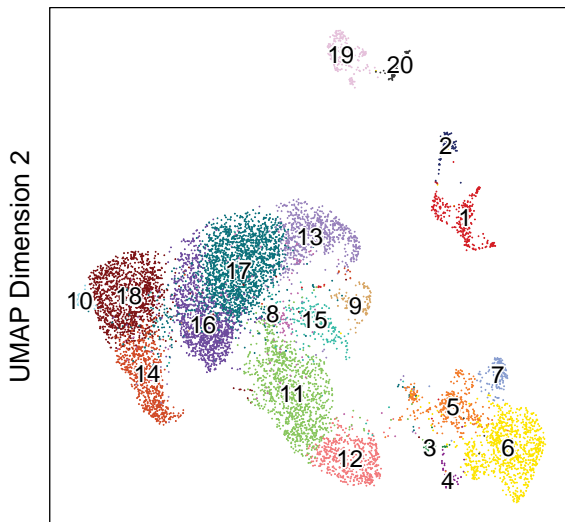
UMAP_ATAC of LSI_ATAC colored by
colData : Clusters_WNN



color

•1-C1	•6-C6	•11-C11	•16-C16
•2-C2	•7-C7	•12-C12	•17-C17
•3-C3	•8-C8	•13-C13	•18-C18
•4-C4	•9-C9	•14-C14	•19-C19
•5-C5	•10-C10	•15-C15	•20-C20

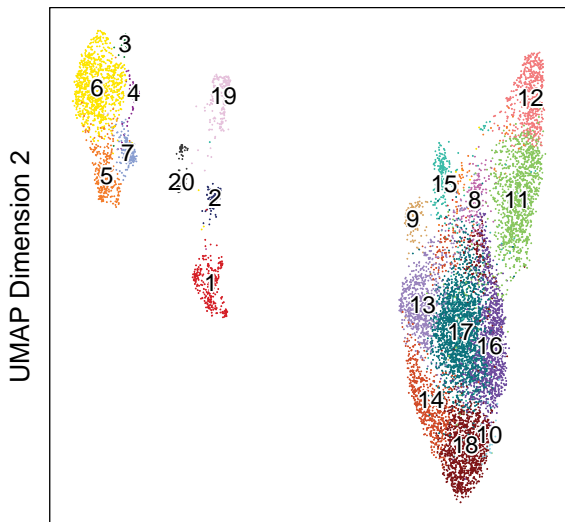
UMAP_RNA of LSI_RNA colored by
colData : Clusters_WNN



color

•1-C1	•6-C6	•11-C11	•16-C16
•2-C2	•7-C7	•12-C12	•17-C17
•3-C3	•8-C8	•13-C13	•18-C18
•4-C4	•9-C9	•14-C14	•19-C19
•5-C5	•10-C10	•15-C15	•20-C20

UMAP_Combined of LSI_Combined colored by
colData : Clusters_WNN



color

•1-C1	•6-C6	•11-C11	•16-C16
•2-C2	•7-C7	•12-C12	•17-C17
•3-C3	•8-C8	•13-C13	•18-C18
•4-C4	•9-C9	•14-C14	•19-C19
•5-C5	•10-C10	•15-C15	•20-C20