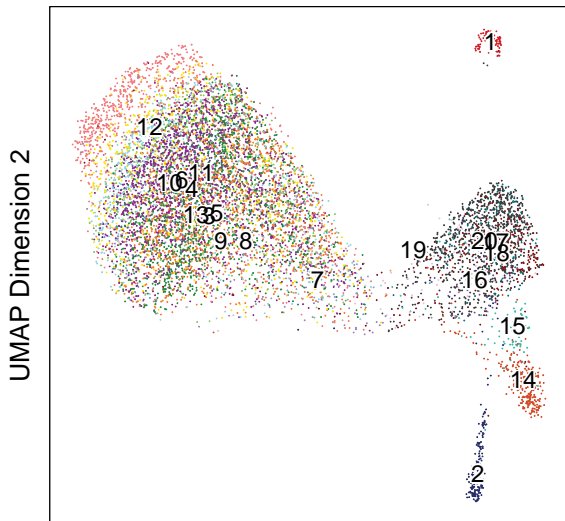


UMAP\_ATAC of LSI\_ATAC colored by  
colData : Clusters\_RNA

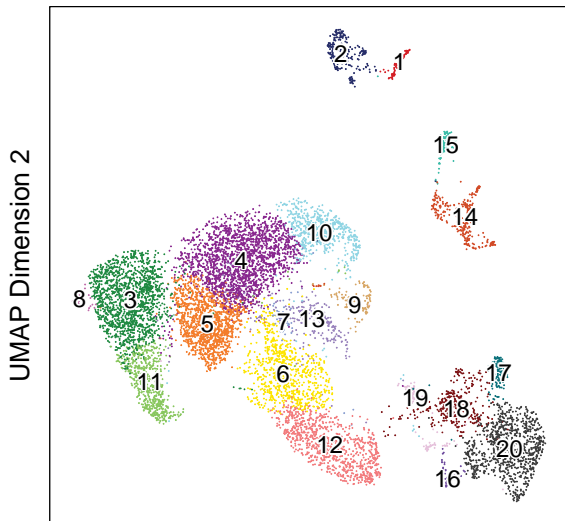


UMAP Dimension 1

color

•1-C1	•6-C6	•11-C11	•16-C16
•2-C2	•7-C7	•12-C12	•17-C17
•3-C3	•8-C8	•13-C13	•18-C18
•4-C4	•9-C9	•14-C14	•19-C19
•5-C5	•10-C10	•15-C15	•20-C20

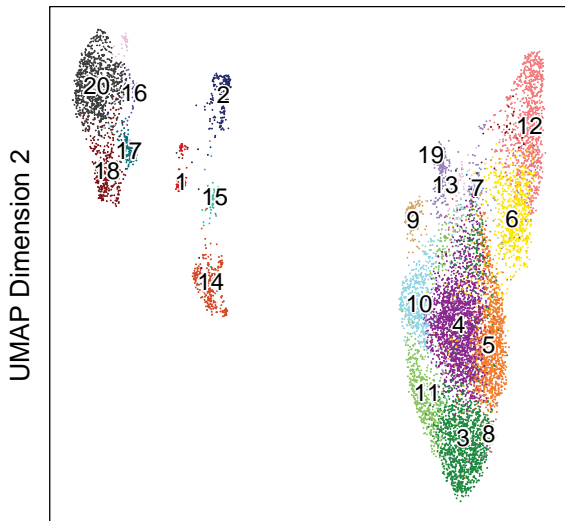
UMAP\_RNA of LSI\_RNA colored by  
colData : Clusters\_RNA



color

•1-C1	•6-C6	•11-C11	•16-C16
•2-C2	•7-C7	•12-C12	•17-C17
•3-C3	•8-C8	•13-C13	•18-C18
•4-C4	•9-C9	•14-C14	•19-C19
•5-C5	•10-C10	•15-C15	•20-C20

UMAP\_Combined of LSI\_Combined colored by  
colData : Clusters\_RNA



color

•1-C1	•6-C6	•11-C11	•16-C16
•2-C2	•7-C7	•12-C12	•17-C17
•3-C3	•8-C8	•13-C13	•18-C18
•4-C4	•9-C9	•14-C14	•19-C19
•5-C5	•10-C10	•15-C15	•20-C20