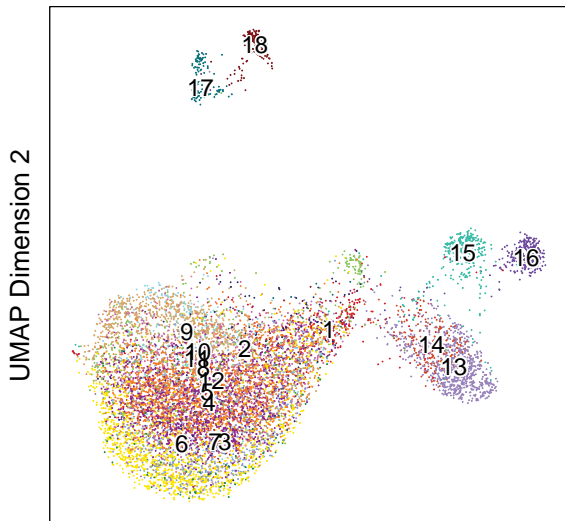


UMAP_ATAC of LSI_ATAC colored by
colData : Clusters_WNN

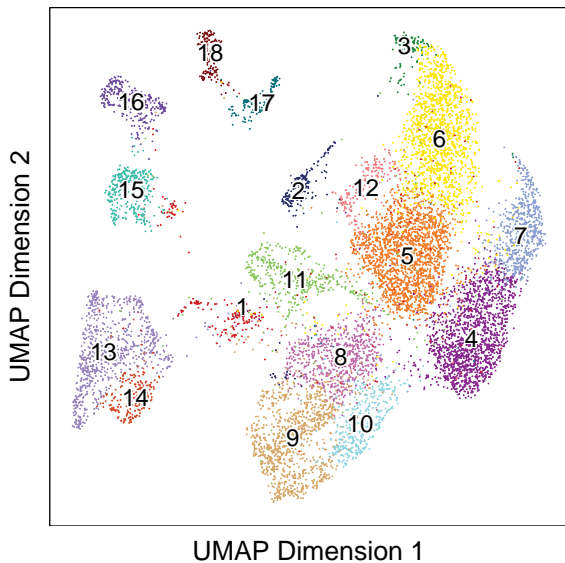


UMAP Dimension 1

color

•1-C1	•6-C6	•11-C11	•16-C16
•2-C2	•7-C7	•12-C12	•17-C17
•3-C3	•8-C8	•13-C13	•18-C18
•4-C4	•9-C9	•14-C14	
•5-C5	•10-C10	•15-C15	

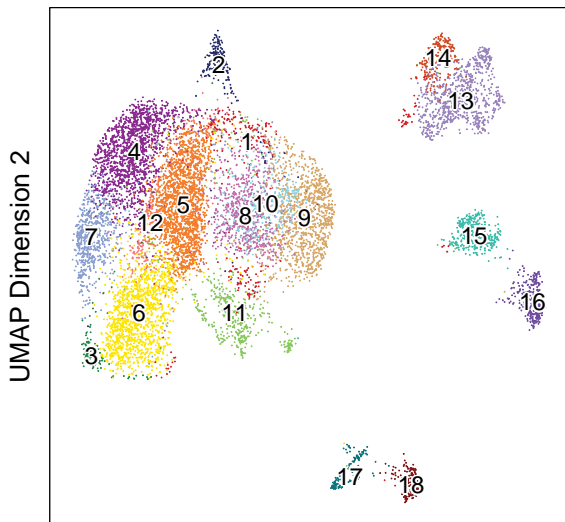
UMAP_RNA of LSI_RNA colored by
colData : Clusters_WNN



color

- 1-C1 6-C6 •11-C11•16-C16
- 2-C2 7-C7 •12-C12•17-C17
- 3-C3 8-C8 •13-C13•18-C18
- 4-C4 9-C9 •14-C14
- 5-C5 10-C10•15-C15

UMAP_Combined of LSI_Combined colored by
colData : Clusters_WNN



color

•1-C1	•6-C6	•11-C11	•16-C16
•2-C2	•7-C7	•12-C12	•17-C17
•3-C3	•8-C8	•13-C13	•18-C18
•4-C4	•9-C9	•14-C14	
•5-C5	•10-C10	•15-C15	